

AM. F. BROENING. MAYOR.
PERRING. CHIEF ENGINEER.

HAMPDEN-WOODBERRY SCHOOL.
THIRTY-SIXTH STREET BALTIMORE, MD.
FOR
THE MAYOR AND CITY COUNCIL OF
BALTIMORE.

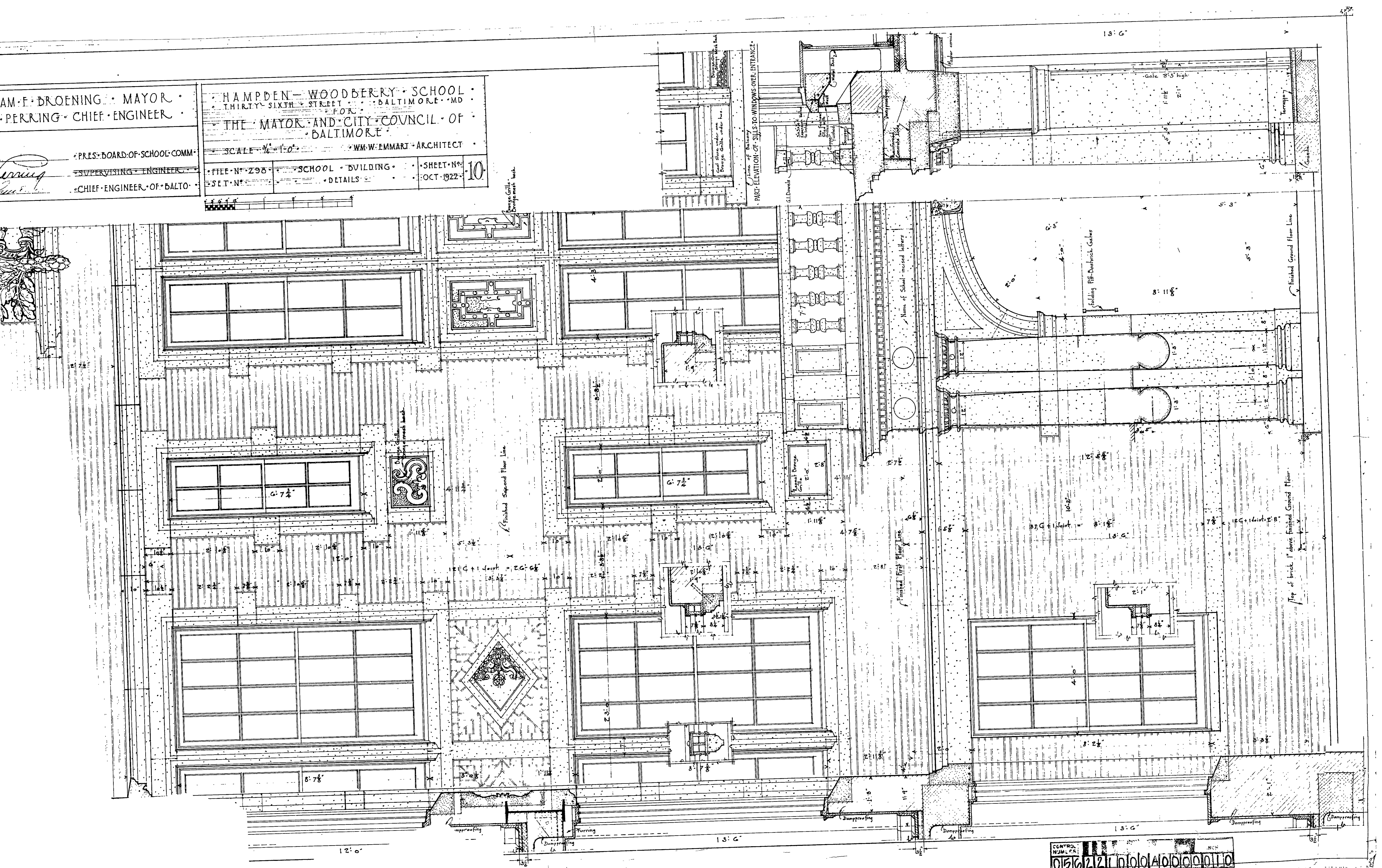
SCALE: 1/4" = 1'-0" WM. W. EMMART ARCHITECT

FILE NO. 298 SCHOOL BUILDING SHEET NO. 10
SET NO. DETAILS OCT. 1922

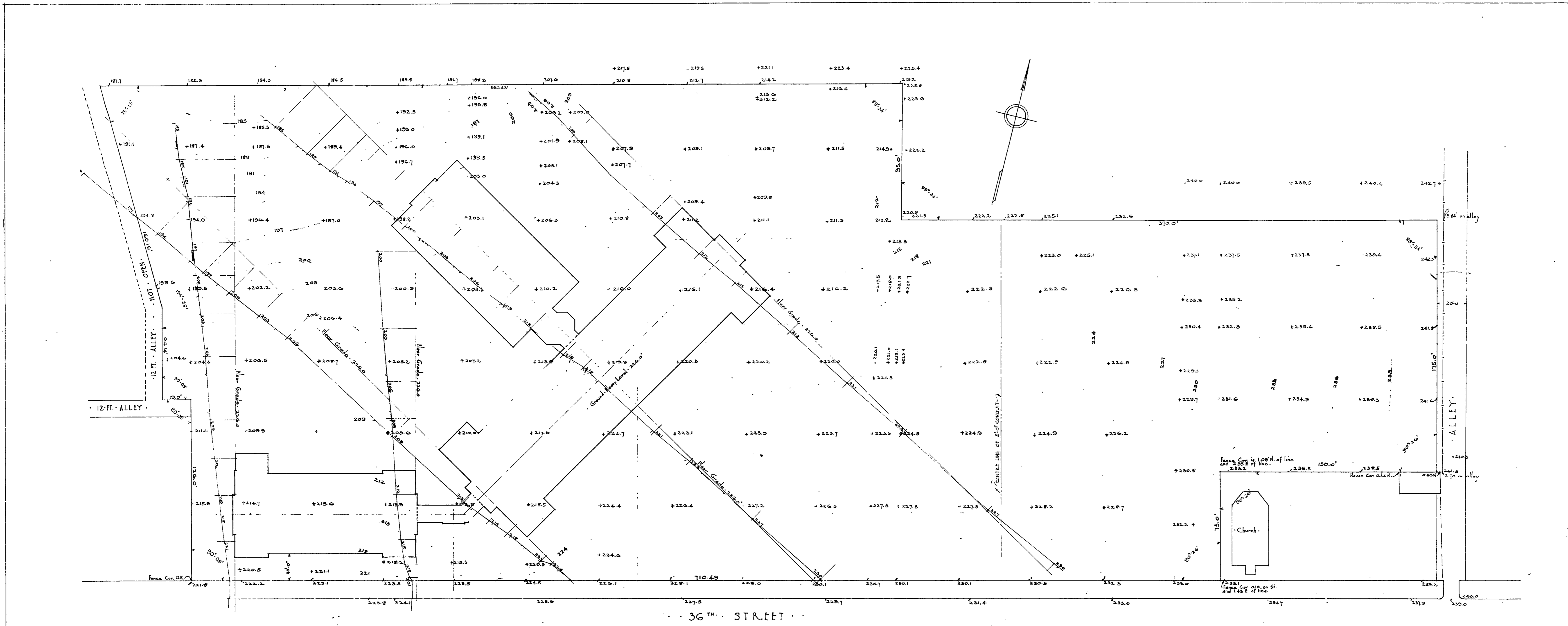
PRES. BOARD OF SCHOOL COMM.
SUPERVISING ENGINEER
CHIEF ENGINEER OF BALTO.

Broening
AM. F. BROENING

LINE OF RAILWAY
PART ELEVATION OF SILL TO WINDOWS OVER ENTRANCE.



CONTROL NUMBER
101621210101A00001010



36TH STREET

SYCAMORE AVENUE
Centre Line of Street 7'

PARK

NOTE - THIS DRAWING GIVES DIMENSIONS AND GRADES OF THE LOT AND THE LOCATION OF BUILDING ONLY. SEE SHEET NO 1A FOR FINISHED GRADES.

HON. WILLIAM F. BROENING, MAYOR
HENRY G. PERKINS, CHIEF ENGINEER

APPROVED

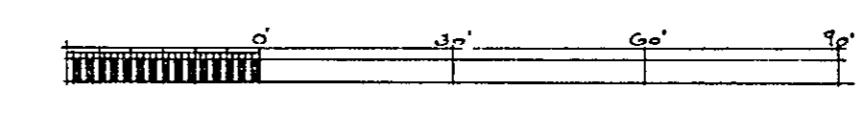
H. G. Perkins
PRES. BOARD OF SCHOOL COMM.
SUPERVISING ENGINEER
CHIEF ENGINEER OF BALTO

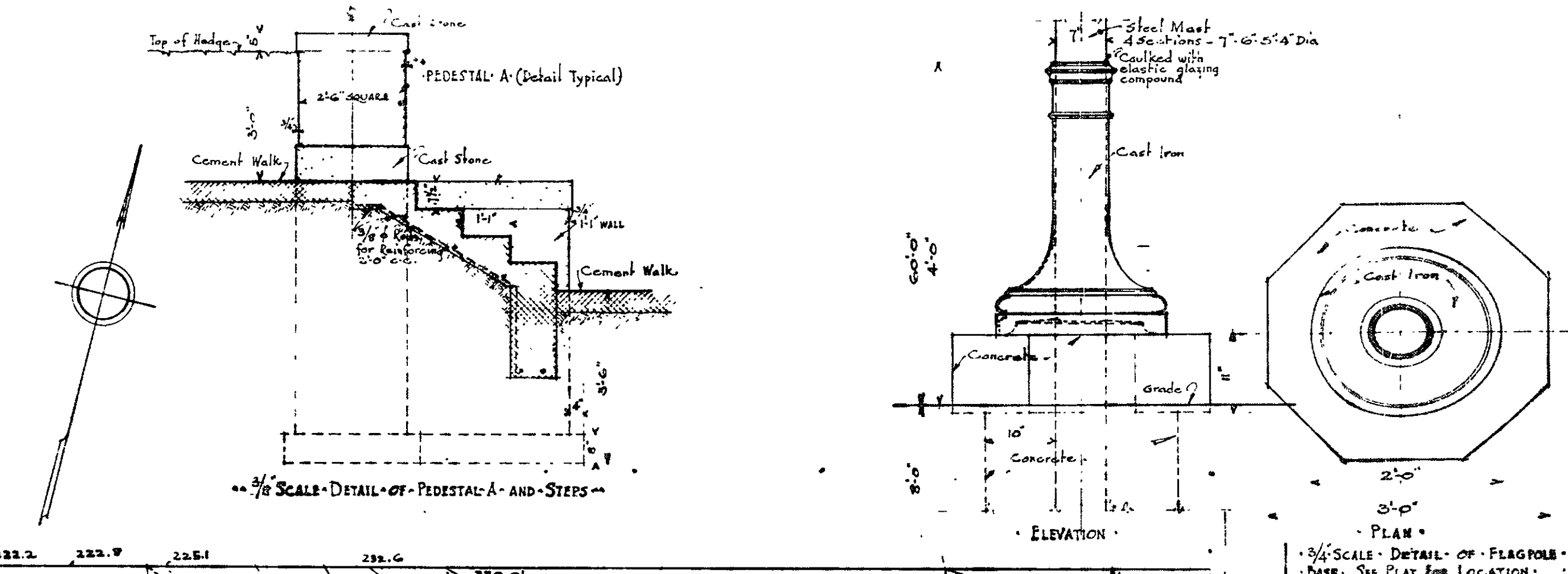
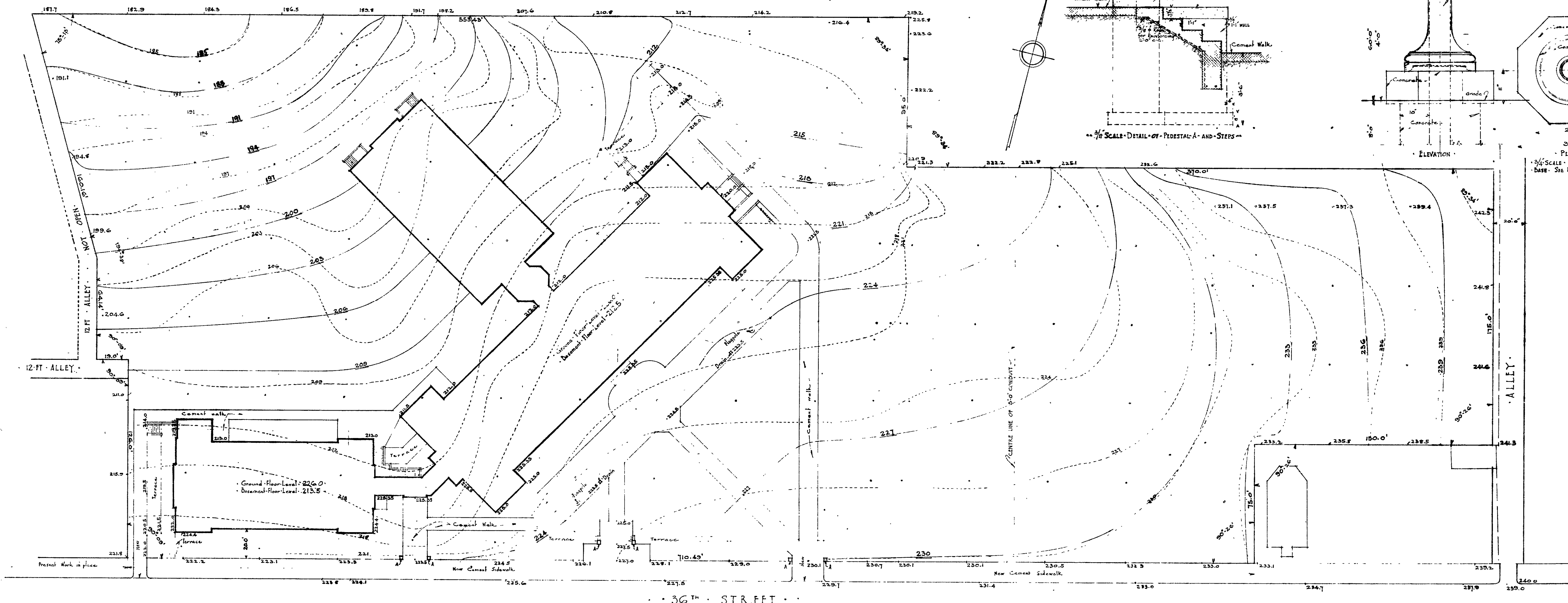
CONTROL NUMBER
0562110006060001

HAMPDEN - WOODBERRY SCHOOL
THIRTY-SIXTH STREET - BALTIMORE - MD
FOR THE MAYOR AND CITY COUNCIL OF BALTIMORE

SCALE 1" = 30'-0"
WM. W. EMMERT ARCHITECT


FILE NO 298 PLAT SHEET NO 1
SET NO ORIGINAL GRADES OCT 1922

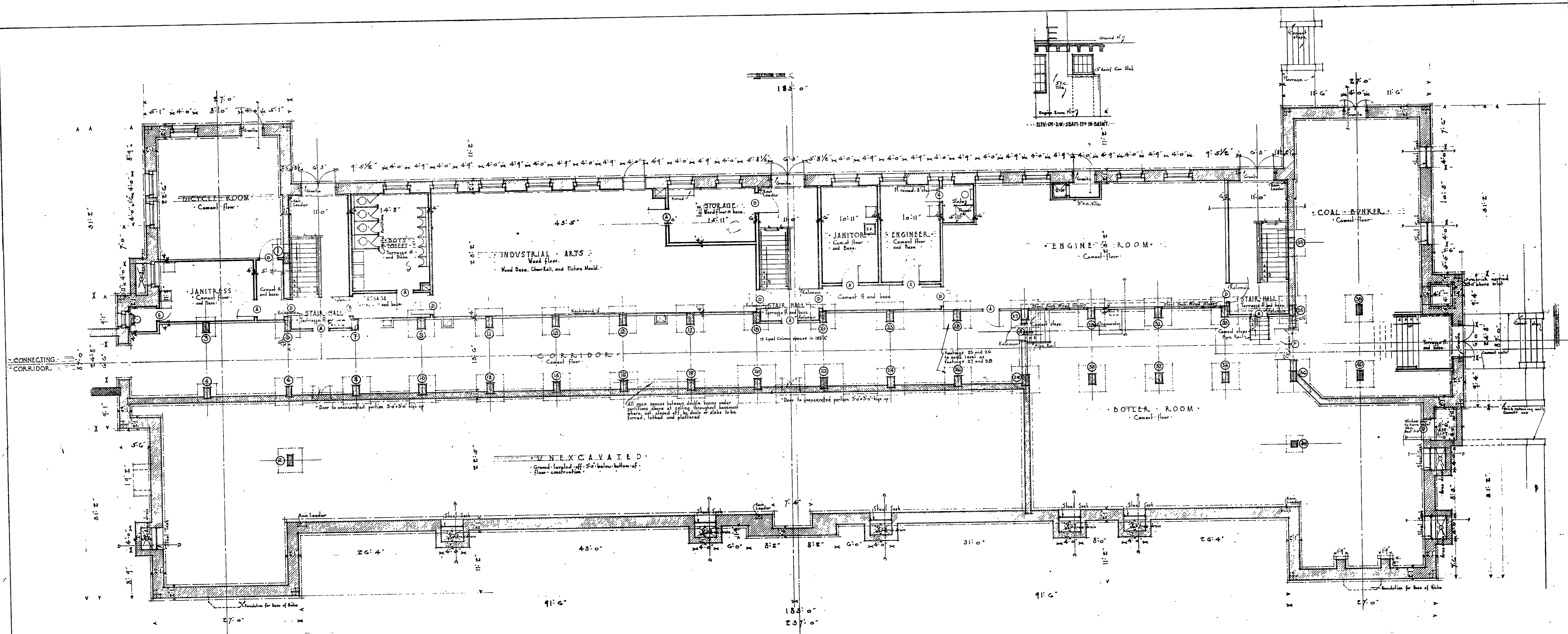




• HON. WILLIAM F. BROENING • MAYOR •
 • HENRY G. PERRING • CHIEF ENGINEER •
 APPROVED
H. G. Perring
 PRES. BOARD OF SCHOOL COMM.
 SUPERVISING ENGINEER
 CHIEF ENGINEER OF BALTO.

CONTROL NUMBER
056221000A01001001
 • HAMPDEN - WOODBERRY SCHOOL •
 • THIRTY-SIXTH STREET • BALTIMORE • MD •
 • FOR •
 • THE MAYOR AND CITY COUNCIL OF •
 • BALTIMORE •
 • SCALE 1" = 30'-0" • WM. W. EMMART ARCHITECT •
 FILE NO. 290 • PLAT • SHEET NO. 1A
 SET NO. FINISHED GRADES • OCT 1922



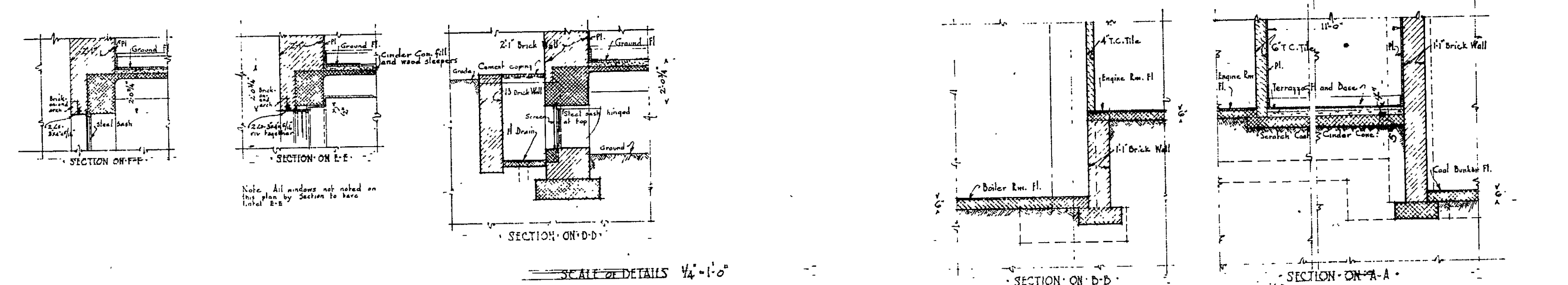


SCHEDULE OF DOOR SIZES		NOTE
①	3'-0" x 7'-0"	Changes for Rain leaders only are shown.
②	5'-6" x 7'-0" PL. WITH TRANSOM	See Mechanical Plans for all other changes.
③	2'-6" x 7'-0"	See Sheets No. 5, 6, 7, 8 for elevations of footing bottoms.
④	2'-6" x 7'-0"	
⑤	2'-6" x 7'-0"	
⑥	2'-6" x 7'-0"	
⑦	2'-6" x 7'-0"	
⑧	2'-6" x 7'-0"	
⑨	2'-6" x 7'-0"	
⑩	2'-6" x 7'-0"	

HON. WILLIAM F. BROENING • MAYOR
 HENRY G. PERRING • CHIEF ENGINEER

APPROVED:

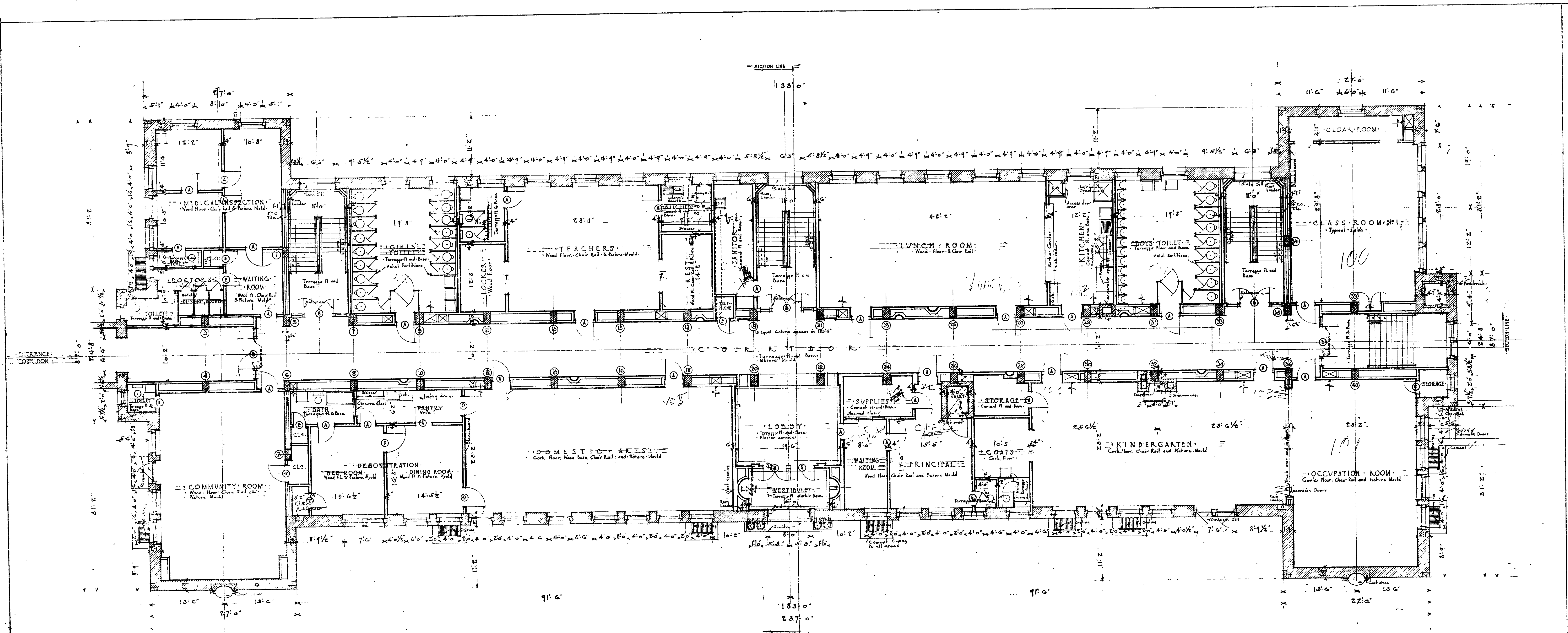
Henry G. Perring • PRES. BOARD OF SCHOOL COMM.
W. F. Broening • SUPERVISING ENGINEER
 W. F. Broening • CHIEF ENGINEER OF BALTO.



HAMPDEN-WOODBERRY SCHOOL
 THIRTY-SIXTH STREET BALTIMORE, MD.
 FOR THE MAYOR AND CITY COUNCIL OF BALTIMORE

SCALE 1/8" = 1'-0" W. W. EMMART ARCHITECT

FILE NO. 298 • SCHOOL BUILDING • SHEET NO. 2
 SET NO. • BASEMENT FLOOR PLAN • OCT. 1922

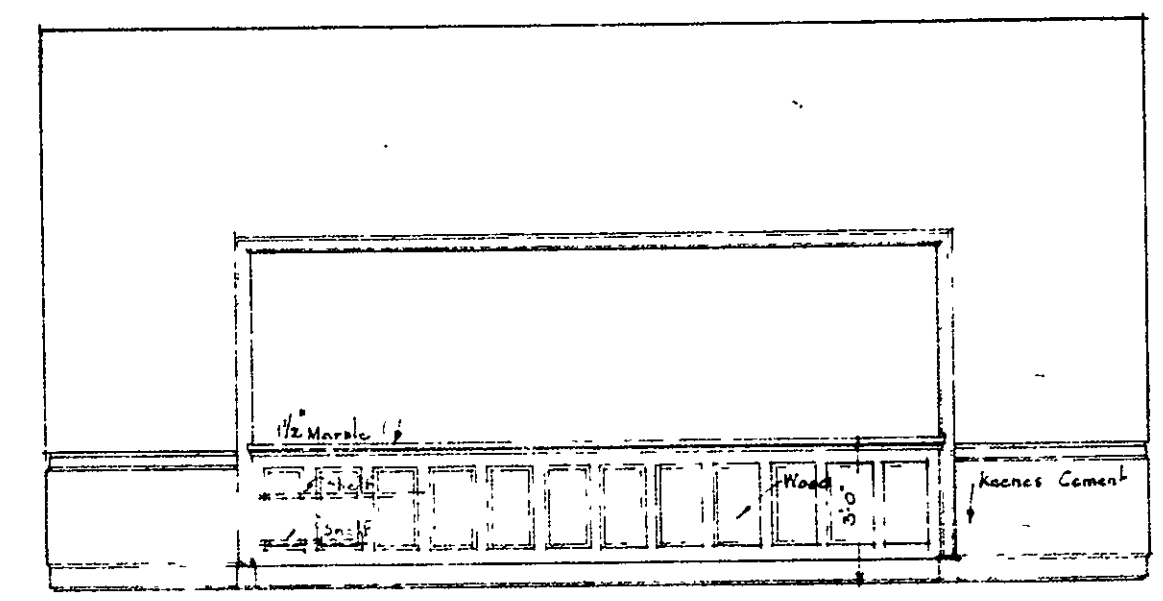


SCHEDULE OF DOOR SIZES

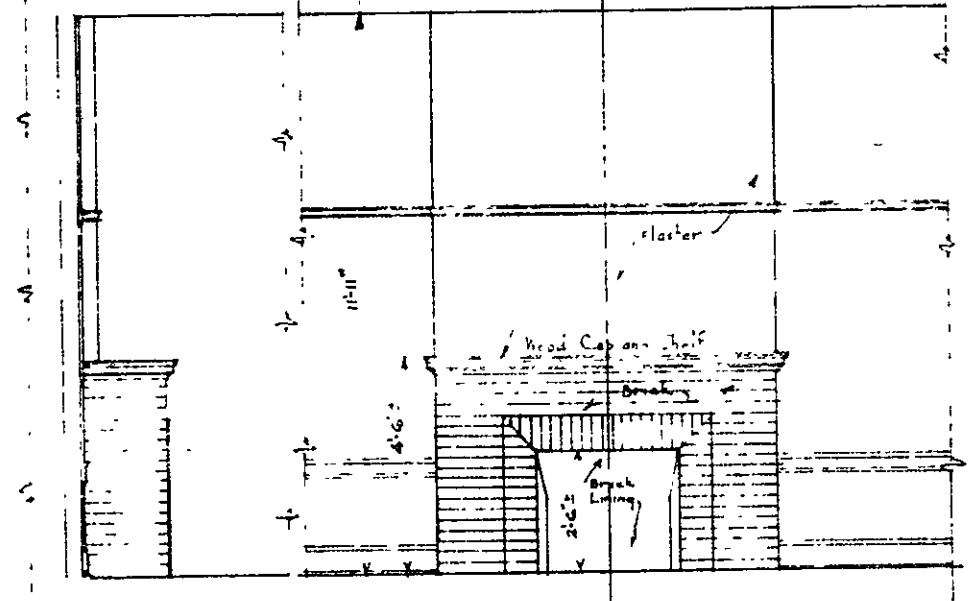
- ① 6'-0" x 7'-0" PR.
- ② 6'-0" x 8'-0" PR.
- ③ 6'-0" x 9'-0" PR.
- ④ 6'-6" x 8'-0" PR. WITH TRANSOM
- ⑤ 6'-6" x 9'-0" PR.
- ⑥ 6'-6" x 10'-0" PR. WITH TRANSOM
- ⑦ 6'-6" x 11'-0" PR.

NOTE
 Chases for Rain Leaders only are shown.
 See Mechanical Plans for all other chases.

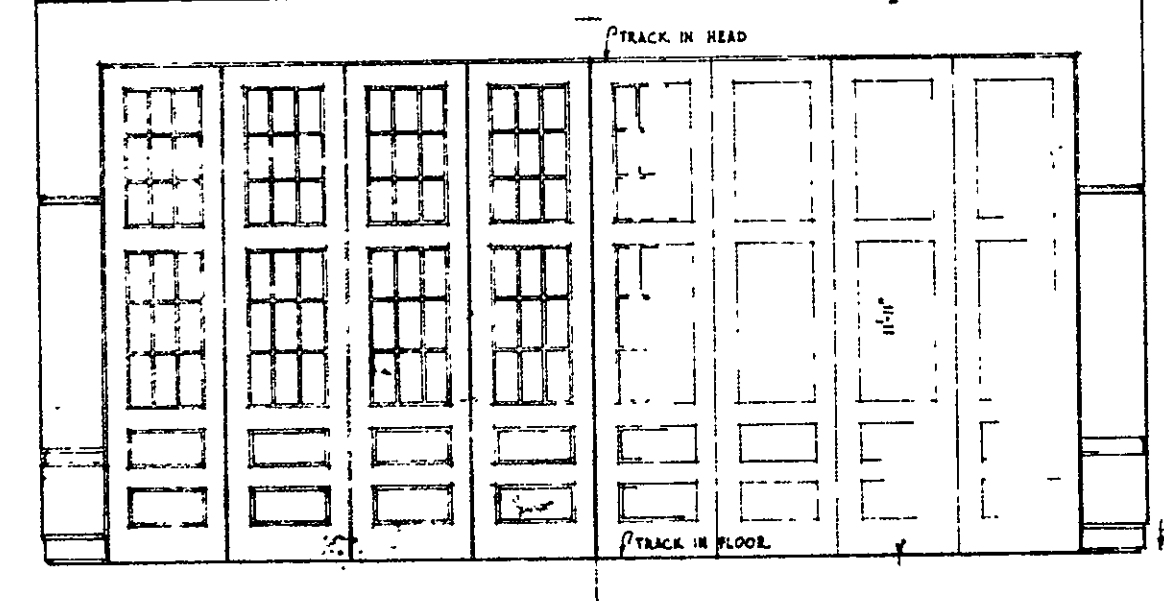
HON. WILLIAM E. BROENING, MAYOR
 HENRY G. PERRING, CHIEF ENGINEER
 APPROVED:
 PRES. BOARD OF SCHOOL COMM.
 SUPERVISING ENGINEERS
 CHIEF ENGINEER OF BALTO.



FRONT ELEVATION OF SERVING COUNTER IN LUNCH RM.
 SCALE 1/8" = 1'-0"
 Openings Marked "T" to be similarly trimmed

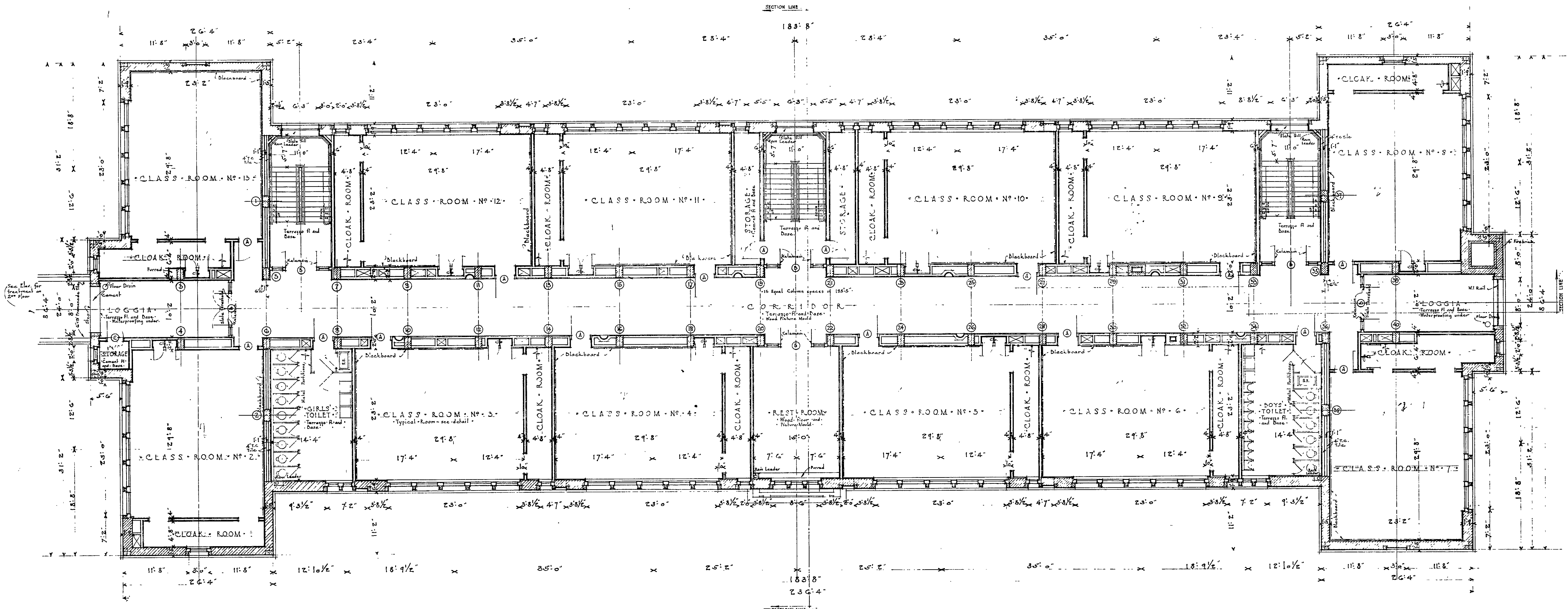


SIDE ELEV. FRONT ELEV. FIREPLACE IN KINDERGARTEN
 SCALE 1/8" = 1'-0"



ELEVATION OF ACCORDION DOORS, KINDERGARTEN, SIDE
 SCALE 1/8" = 1'-0"

HAMPDEN WOODBERRY SCHOOL
 THIRTY-SIXTH STREET BALTIMORE, MD.
 FOR THE MAYOR AND CITY COUNCIL OF BALTIMORE
 SCALE 1/8" = 1'-0" WM. W. EMMART, ARCHITECT.
 FILE NO. 298 SCHOOL BUILDING SHEET NO. 3
 SET NO. GROUND-FLOOR PLAN OCT. 1923



- SCHEDULE OF DOOR SIZES:
- ① 3'6" x 7'0"
 - ② 3'6" x 7'0" PR. WITH TRANSOM
 - ③ 3'6" x 7'0"
 - ④ 3'6" x 7'0"
 - ⑤ 3'6" x 7'0"
 - ⑥ 3'6" x 7'0" PR.
 - ⑦ 3'6" x 7'0" PR.
 - ⑧ 3'6" x 7'0" PR. WITH TRANSOM
 - ⑨ 3'6" x 7'0" PR. WITH TRANSOM
- NOTE:
Chases for Rain Leaders only are shown.
See Mechanical Plans for all other chases.

051622110101A101010104

HON. WILLIAM F. BROENING, MAYOR
HENRY G. PERRING, CHIEF ENGINEER

APPROVED:

W. G. Perring
SUPERVISING ENGINEER

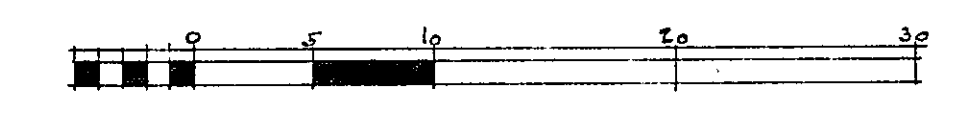
W. W. Emmart
CHIEF ENGINEER OF BALTO

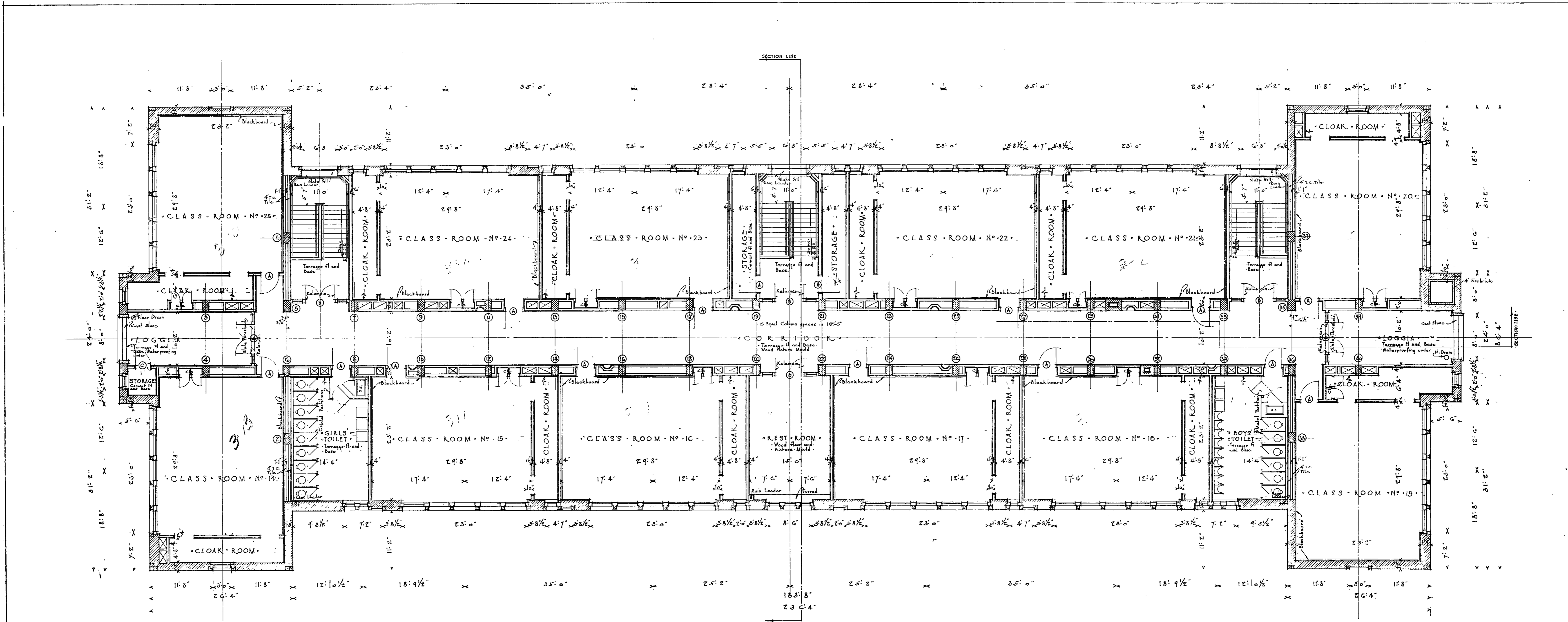
PRES. BOARD OF SCHOOL COMM.
SUPERVISING ENGINEER
CHIEF ENGINEER OF BALTO

HAMPDEN-WOODBERRY SCHOOL
THIRTY-SIXTH STREET, BALTIMORE, MD.
FOR THE MAYOR AND CITY COUNCIL OF BALTIMORE

SCALE 1/8" = 1'-0" WM. W. EMMART, ARCHITECT

FILE NO. 298 SCHOOL BUILDING SHEET NO. 4
SET NO. 1 FIRST FLOOR PLAN OCT. 1922





- SCHEDULE OF DOOR SIZES
- Ⓐ 3'-0" x 7'-0"
 - Ⓑ 5'-6" x 7'-0" FL. WITH TRANSOM.
 - Ⓒ 2'-8" x 7'-0"
 - Ⓓ 5'-6" x 7'-0"
 - Ⓔ 2'-4" x 7'-0"
 - Ⓚ 5'-6" x 7'-0" FL.
 - Ⓛ 5'-6" x 7'-0"
 - Ⓜ 6'-0" x 8'-0" FL. WITH TRANSOM.
 - Ⓝ
- NOTE:
 Check for Rain Leaders only are shown.
 See Mechanical Plans for all other checks.

HON. WILLIAM F. BROENING MAYOR
 HENRY G. PERRING CHIEF ENGINEER

APPROVED

Henry G. Perring
 SUPERVISING ENGINEER

Wm. W. Emmart
 CHIEF ENGINEER OF BALTO.

PRES. BOARD OF SCHOOL COMM.
 SUPERVISING ENGINEER
 CHIEF ENGINEER OF BALTO.

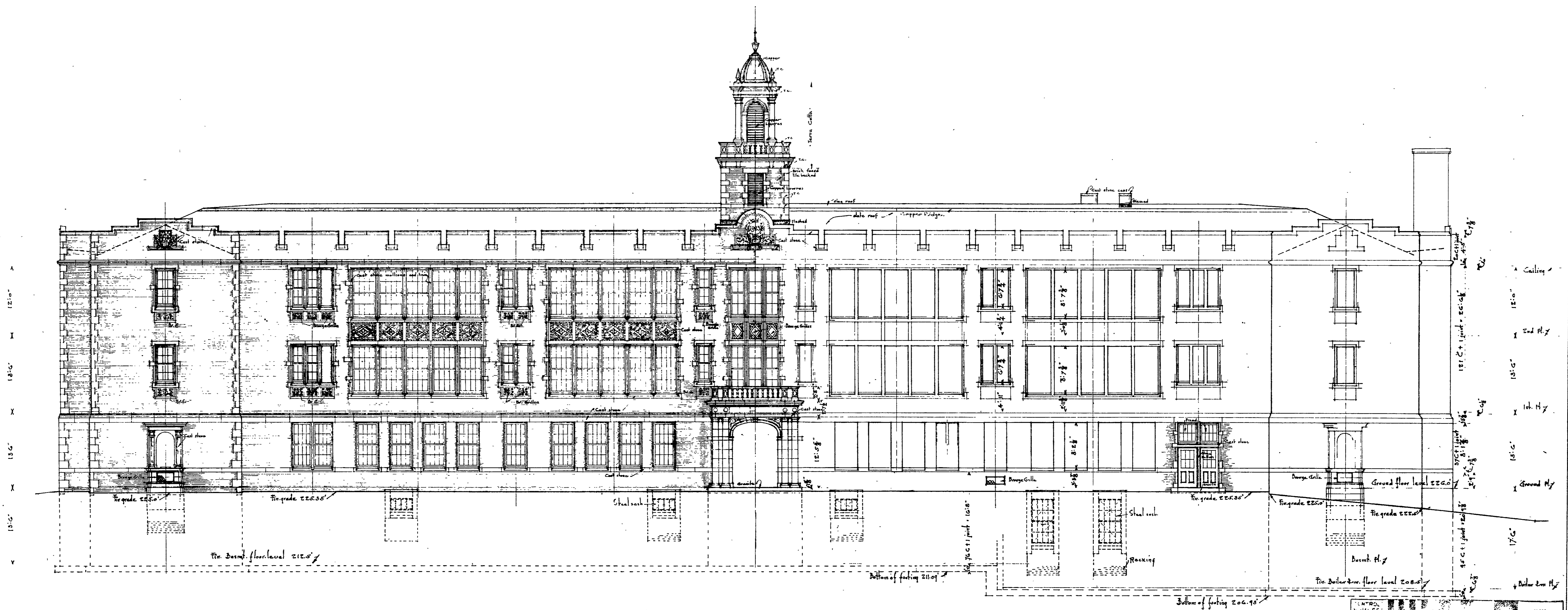
HAMPDEN WOODBERRY SCHOOL
 THIRTY-SIXTH STREET BALTIMORE, MD.

THE MAYOR AND CITY COUNCIL OF BALTIMORE

SCALE 1/8" = 1'-0" WM. W. EMMART ARCHITECT

FILE NO. 290 SCHOOL BUILDING SHEET NO. 5
 SET NO. SECOND FLOOR PLAN OCT. 1922

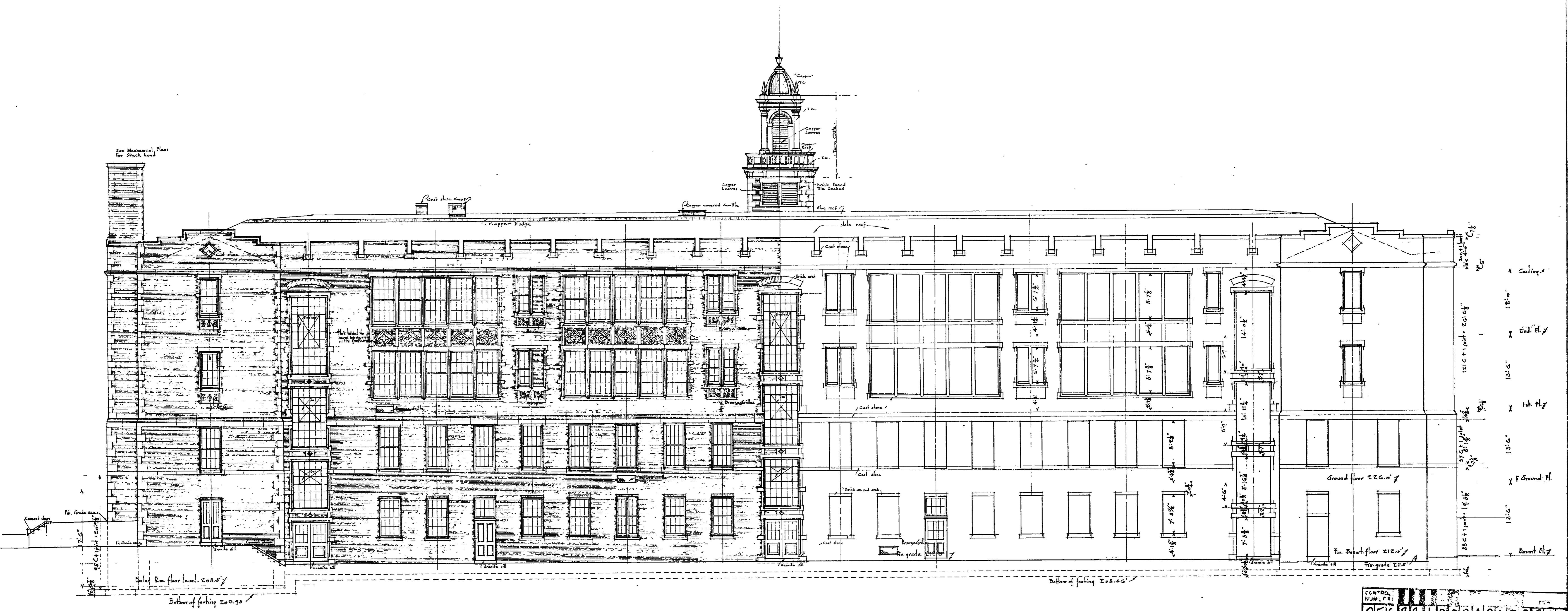





HON. WILLIAM F. BROENING, MAYOR
 HENRY G. PERKINS, CHIEF ENGINEER
 APPROVED
 PRES. BOARD OF SCHOOL COMM.
 SUPERVISING ENGINEER
 CHIEF ENGINEER OF BALTO.

HAMPDEN-WOODBERRY SCHOOL
 THIRTY-SIXTH STREET, BALTIMORE, MD.
 FOR THE MAYOR AND CITY COUNCIL OF BALTIMORE
 SCALE 1/8" = 1'-0" WM. W. EMMART, ARCHITECT
 FILE NO. 295 SCHOOL BUILDING SHEET NO. 6
 EXET. NO. FRONT ELEVATION OCT. 1927



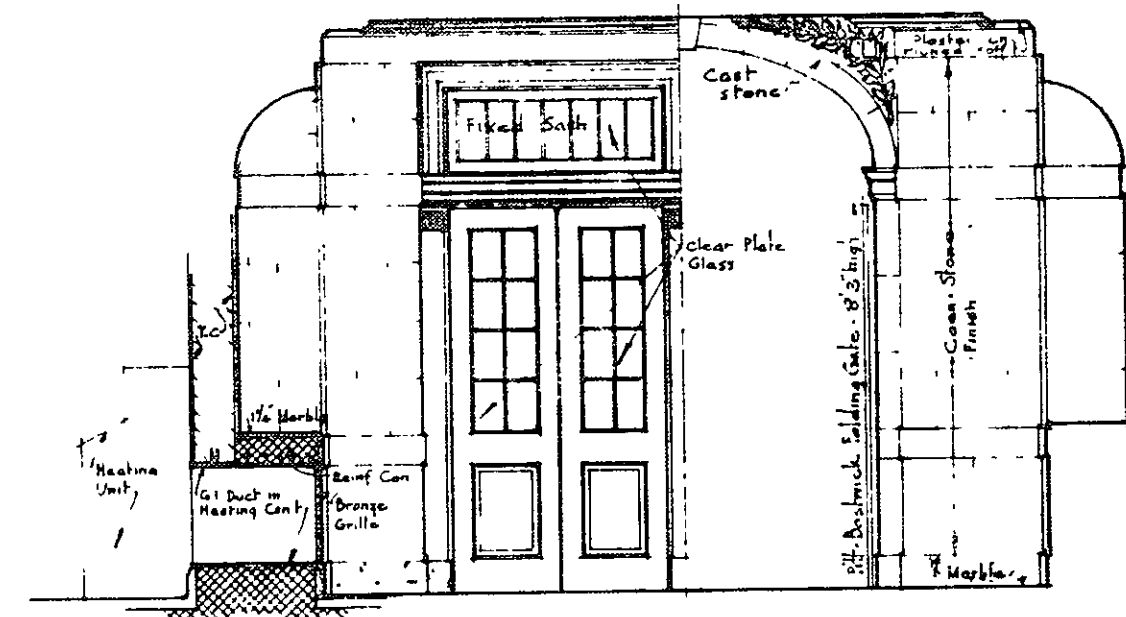


HON. WILLIAM F. BROENING MAYOR
 HENRY C. PERRING CHIEF ENGINEER
 APPROVED
 PRES. BOARD OF SCHOOL COMM.
 SUPERVISING ENGINEER
 CHIEF ENGINEER OF BALTO.

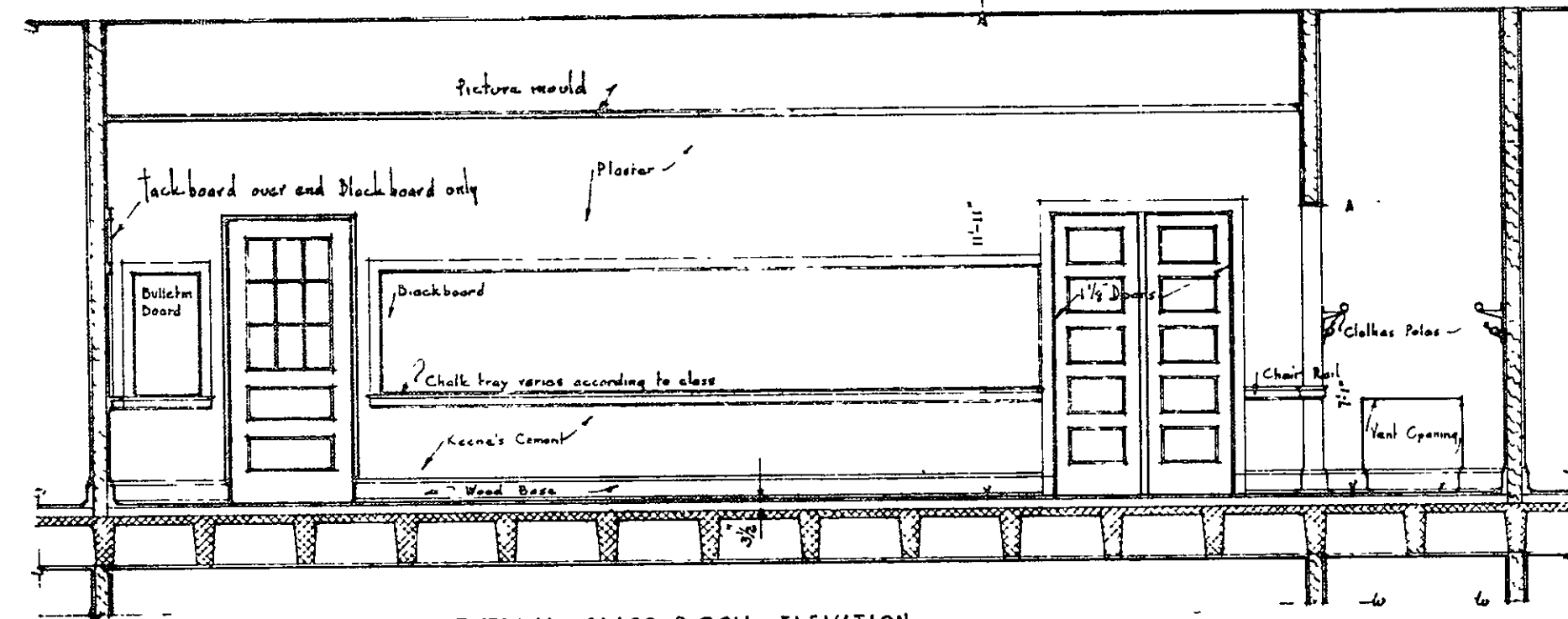


CONTROL NUMBER
 0562211010101010107

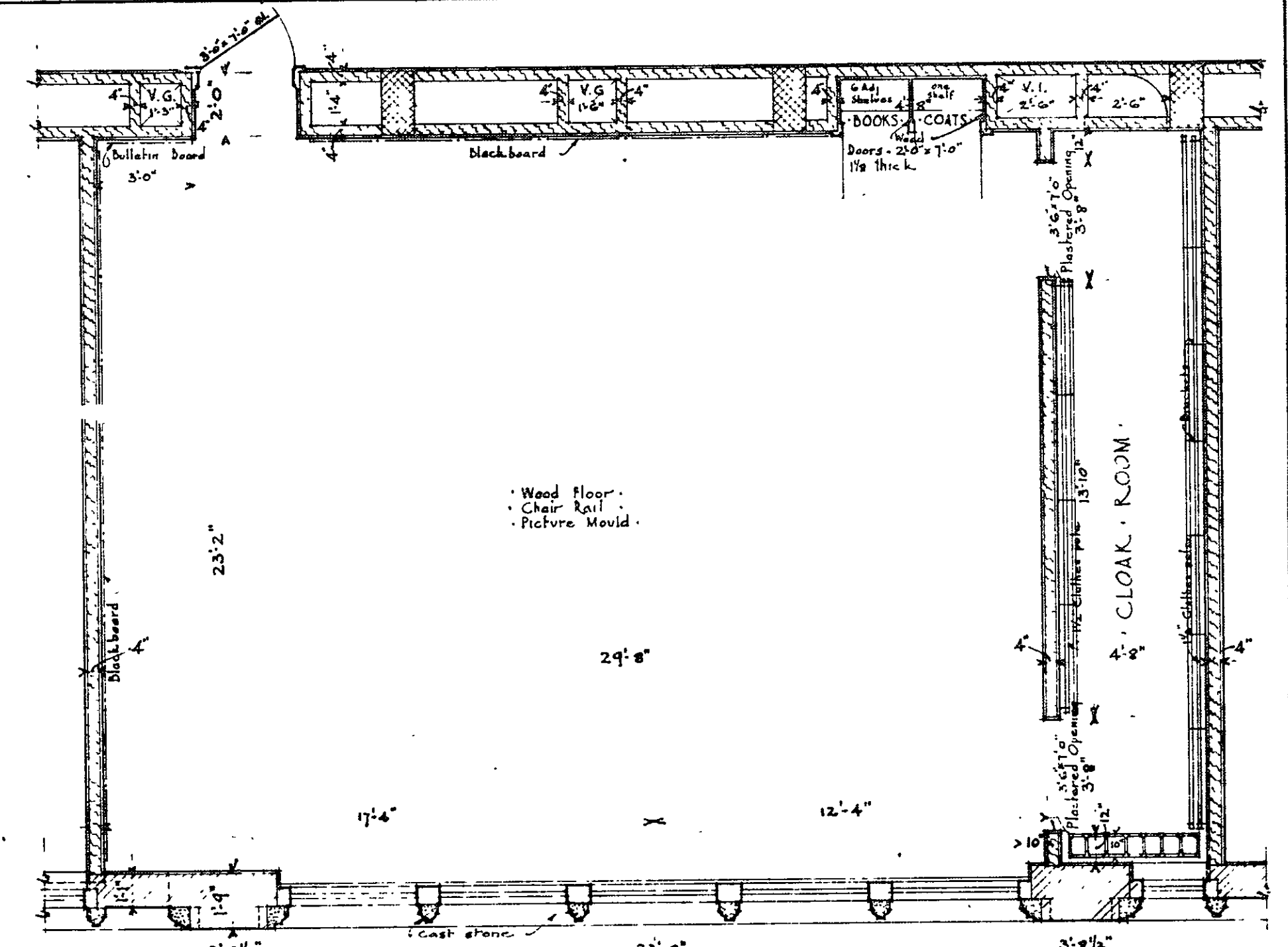
HAMPDEN WOODBERRY SCHOOL
 THIRTY-SIXTH STREET BALTIMORE MD
 FOR THE MAYOR AND CITY COUNCIL OF BALTIMORE
 SCALE 1/8" = 1'-0" WM. W. EMMART ARCHITECT
 FILE NO. 295 SCHOOL BUILDING SHEET NO. 7
 SET NO. REAR ELEVATION OCT. 1922



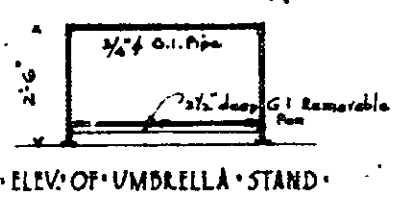
SECTION THRU VESTIBULE
LOOKING IN · Scale - 1/4" = 1'-0"
LOOKING OUT



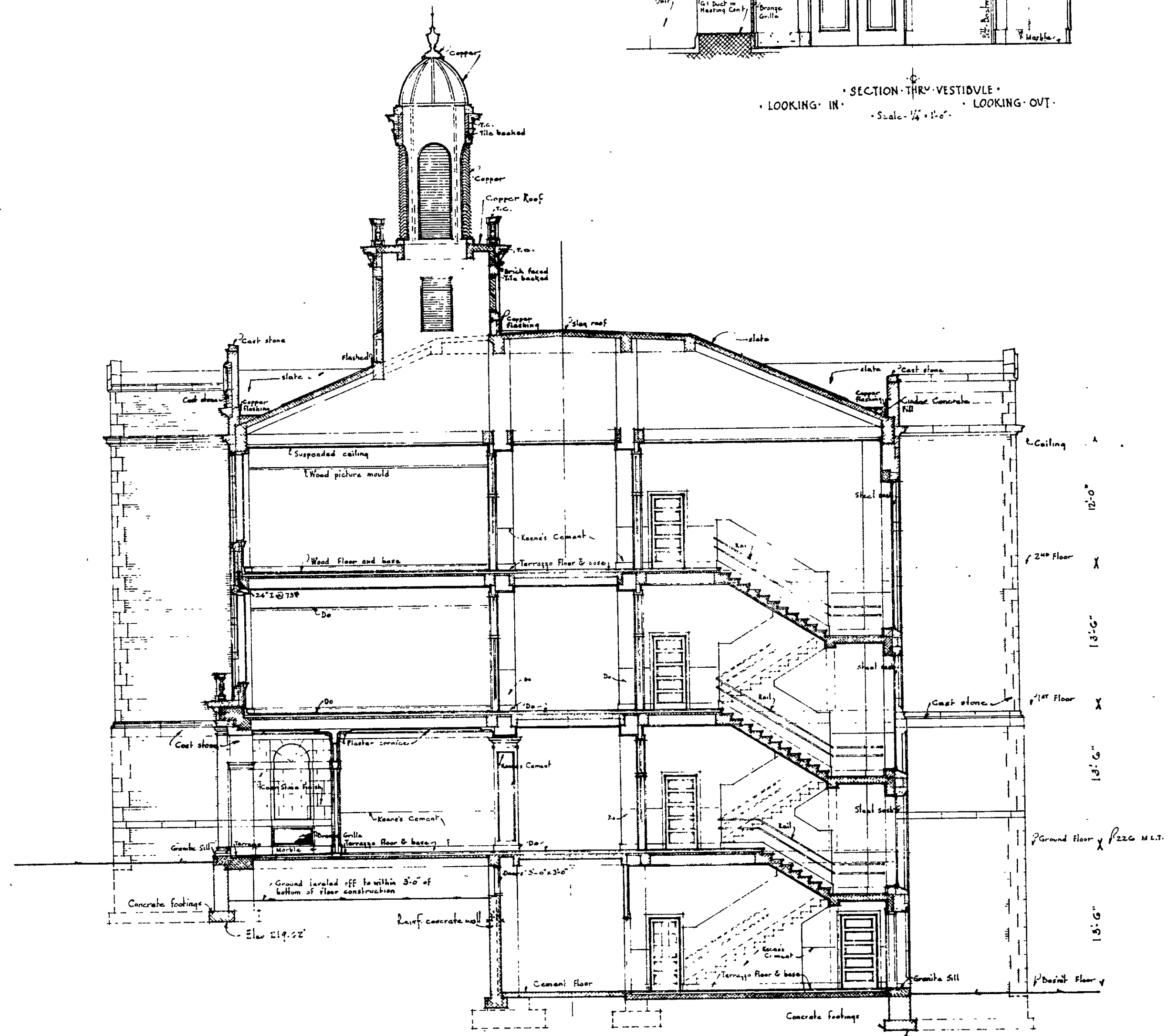
TYPICAL CLASS ROOM ELEVATION
Scale - 1/4" = 1'-0"



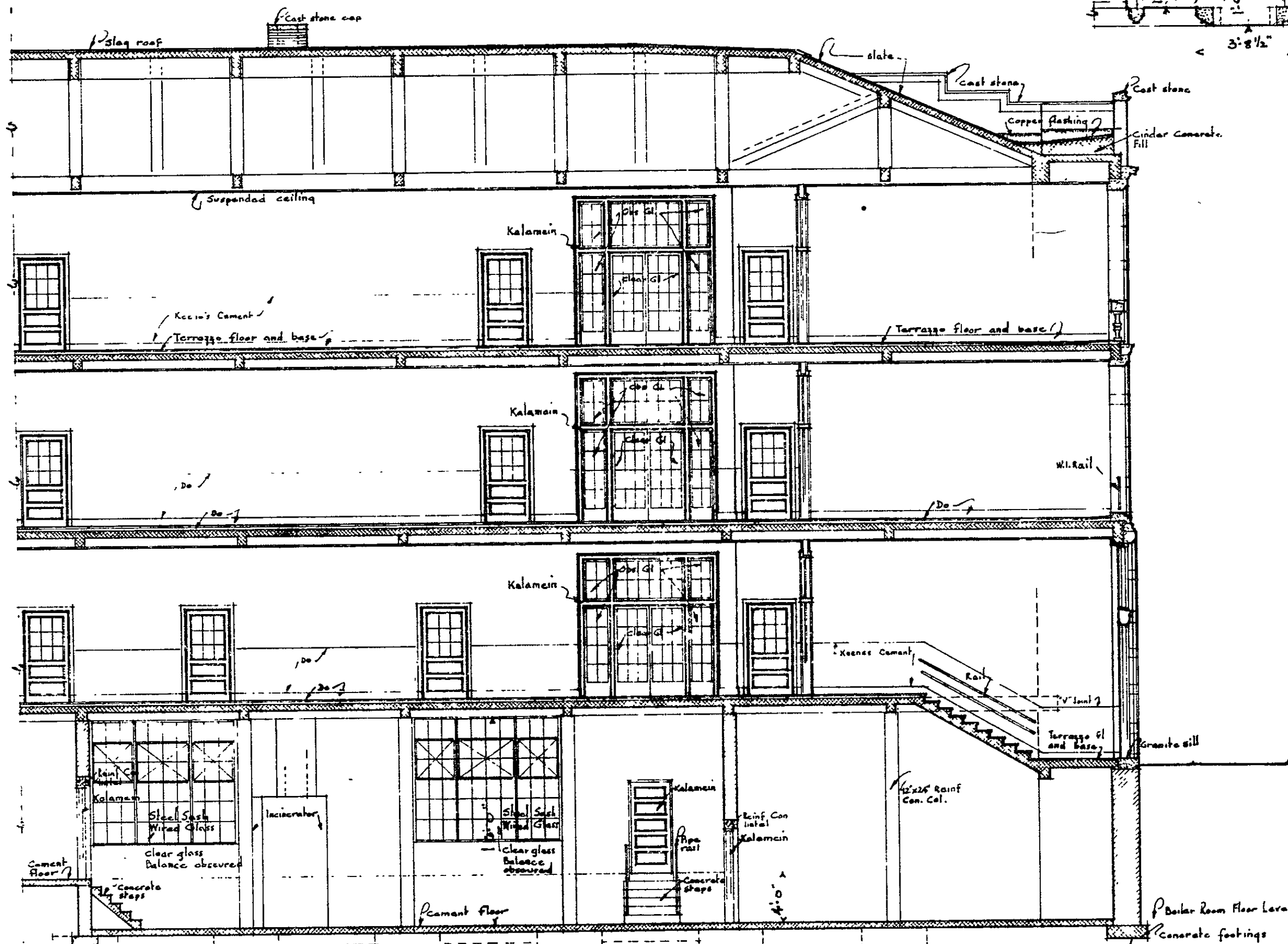
TYPICAL CLASS ROOM PLAN
Scale - 1/4" = 1'-0"



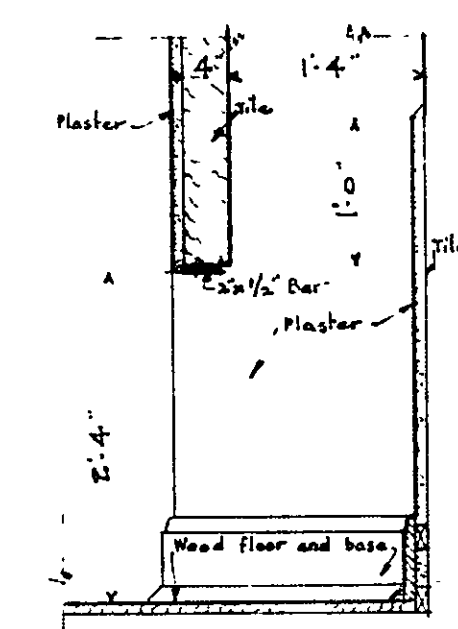
ELEVATION OF UMBRELLA STAND



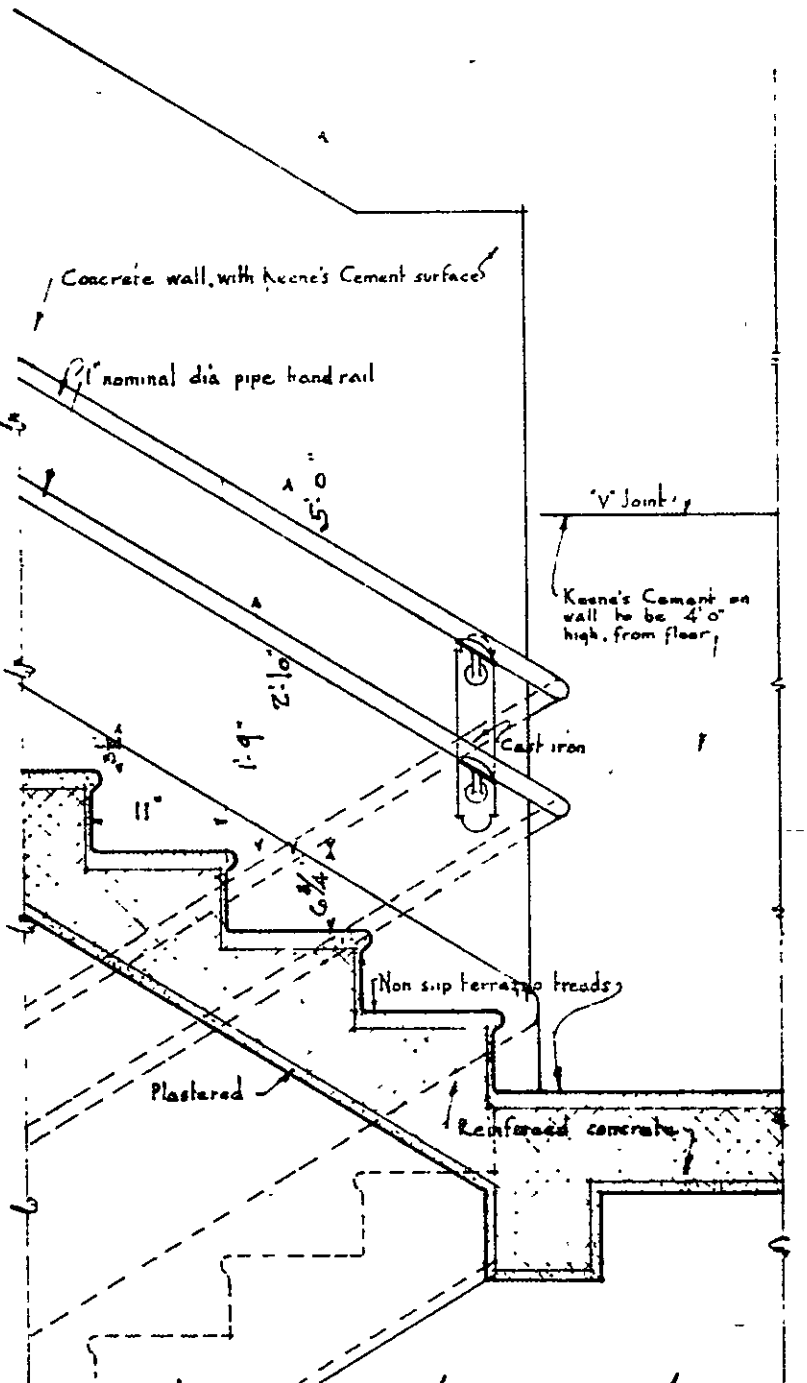
TRANSVERSE SECTION ON C-C



PART LONGITUDINAL SECTION ON D-D




SECTION THRU VENT. AT FLOOR
Scale - 1/4" = 1'-0"

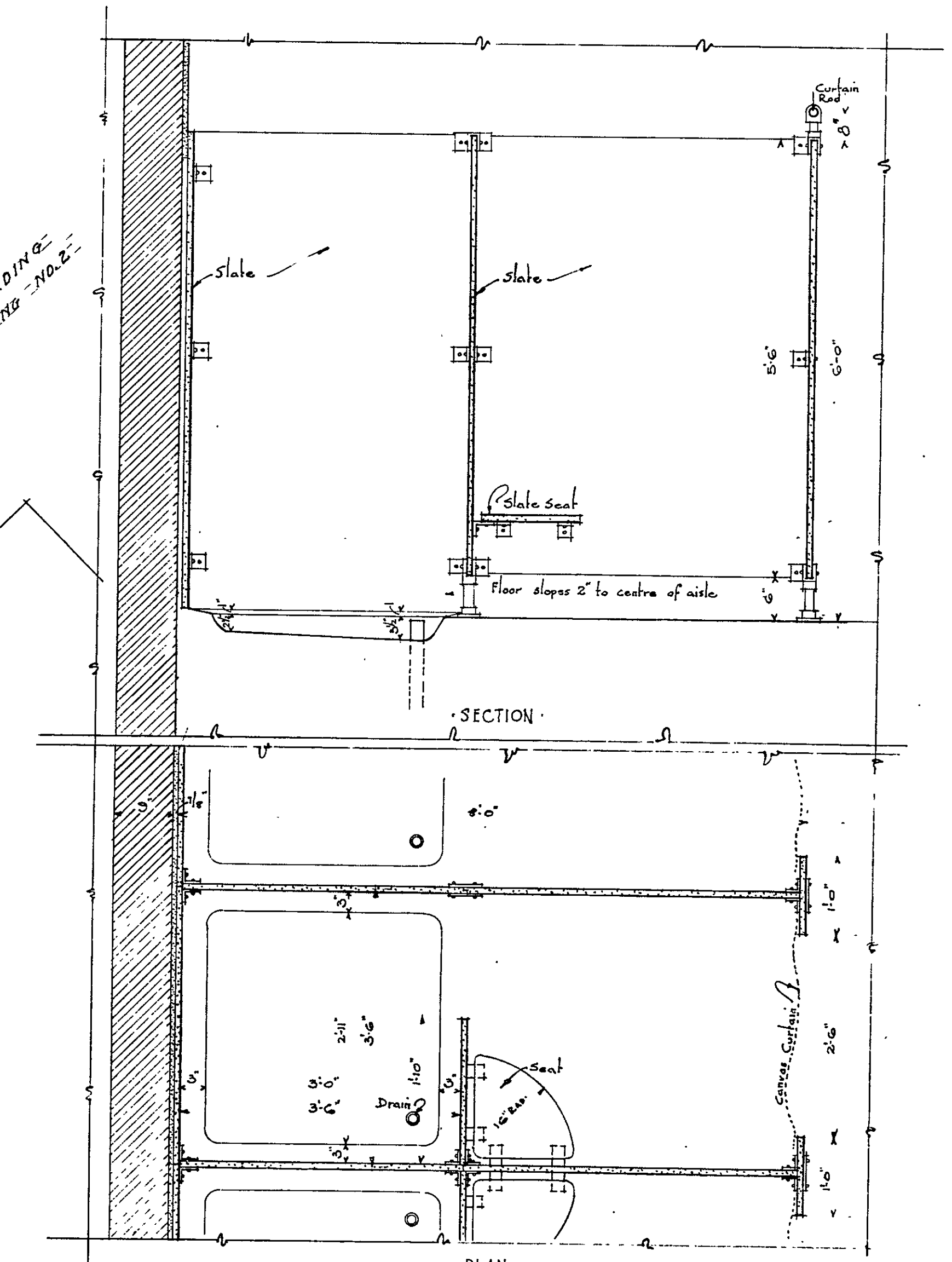
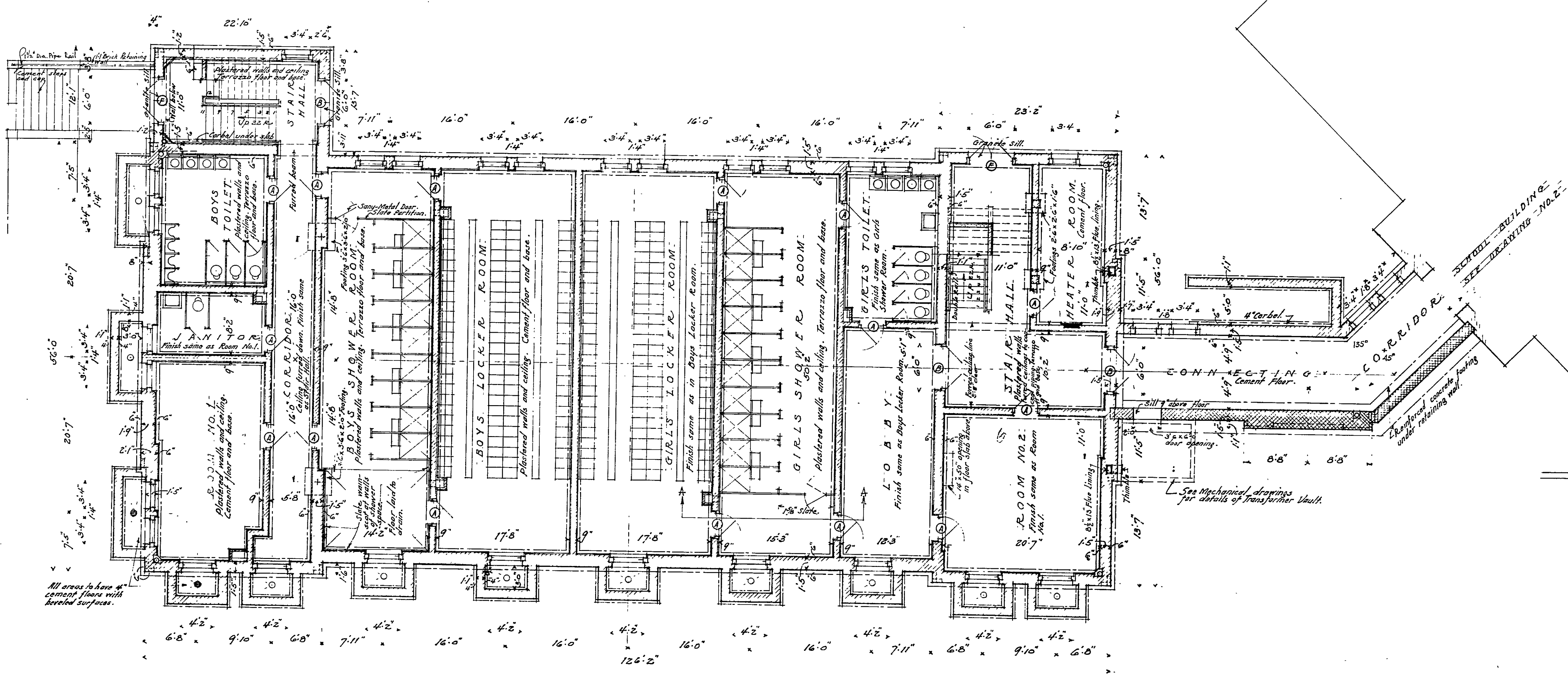


SECTION THRU STAIR. AT LANDING
Scale - 1/4" = 1'-0"

HON. WILLIAM F. BROENING · MAYOR ·
HENRY G. PERRING · CHIEF ENGINEER ·
APPROVED ·
PRES. BOARD OF SCHOOL COMM ·
SUPERVISING ENGINEER ·
CHIEF ENGINEER OF BALTO ·

HAMPDEN - WOODBERRY · SCHOOL ·
THIRTY-SIXTH STREET · BALTIMORE · MD ·
FOR · THE MAYOR AND CITY COUNCIL OF ·
BALTIMORE ·
SCALES · 1/8" · 1/4" · 3/8" · 1'-0" · WM. W. EMMART · ARCHITECT ·
FILE NO · 298 · SCHOOL BUILDING · SHEET NO · 9 ·
SET NO · SECTIONS & TYPICAL CLASS RM · OCT. 1922





SCHEDULE OF DOOR SIZES

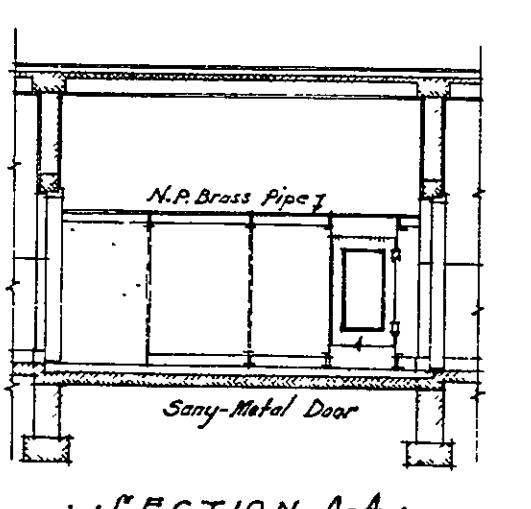
- ① - 5'-6" x 7'-0"
- ② - 5'-6" x 7'-0" Pair doors, Transom over
- ③ - 5'-6" x 7'-0" Pair doors
- ④ - 5'-6" x 7'-0" Pair doors

All doors on this floor to be glazed with the exception of door to Heater Room which is to be 5 panel solid.

NOTE:

All 9" walls to be increased to 1'-1" below floor slab to top of footings. Footings under same to be 1'-8" wide.
 Footings under 1'-1" area walls to project 4".
 Footings under 1'-1" and thicker building walls to have a projection of 6". See structural drawings for details of the concrete retaining wall.

Stairs in Gymnasium are similar in all particulars to stairs in School. See drawing No. 5.
 Lockers not in General Construction Contract.



HON. WILLIAM F. BROENING, MAYOR
 HENRY G. PERLING, CHIEF ENGINEER

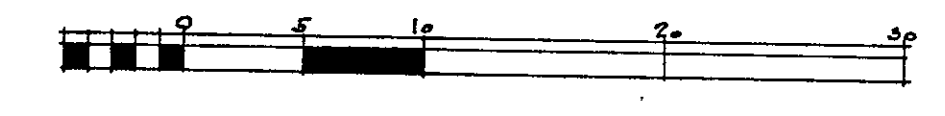
APPROVED

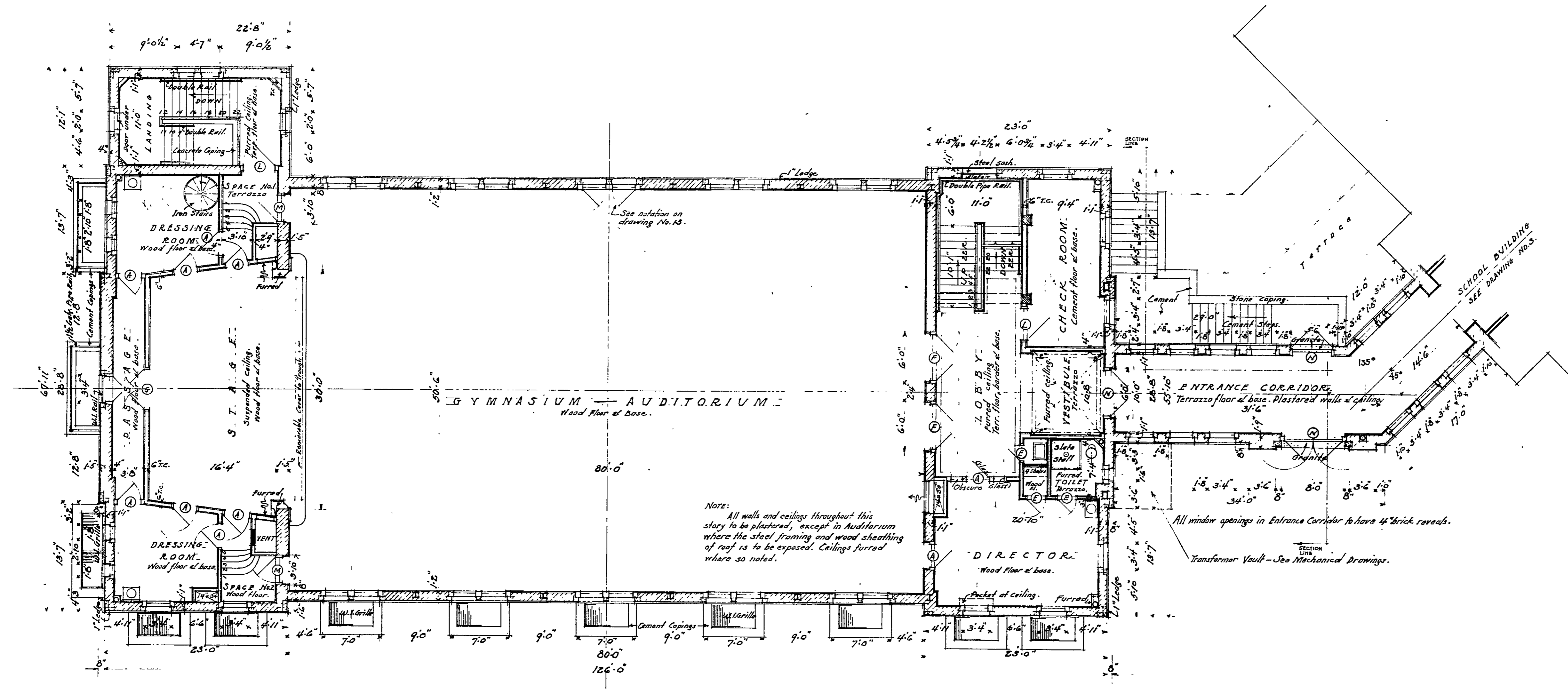
W.F. Broening
 PRES. BOARD OF SCHOOL COMM.
 H.G. Perling
 SUPERVISING ENGINEER
 J. H. ...
 CHIEF ENGINEER OF BALTO.

HAMPDEN - WOODBERRY SCHOOL
 THIRTY SIXTH STREET BALTIMORE MD
 FOR THE MAYOR AND CITY COUNCIL OF BALTIMORE

SCALE 1/8" = 1'-0" WM. W. EMMART ARCHITECT

FILE NO. 298 GYMNASIUM SHEET NO. 11
 5 FT. NO. BASEMENT FLOOR PLAN OCT. 1922





Note:
All walls and ceilings throughout this story to be plastered, except in Auditorium where the steel framing and wood sheathing of roof is to be exposed. Ceilings furred where so noted.

All window openings in Entrance Corridor to have 4\"/>

SCHEDULE OF DOOR SIZES

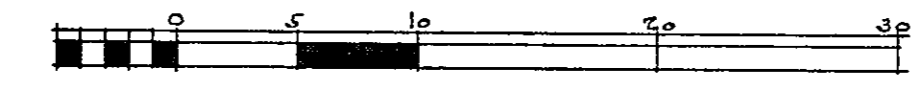
①	5'-0\"/>
②	5'-6\"/>
③	5'-0\"/>
④	2'-4\"/>
⑤	4'-0\"/>
⑥	3'-4\"/>
⑦	See Elevations.
○	

HON. WILLIAM F. BROENING, MAYOR
 HENRY G. PERKINS, CHIEF ENGINEER

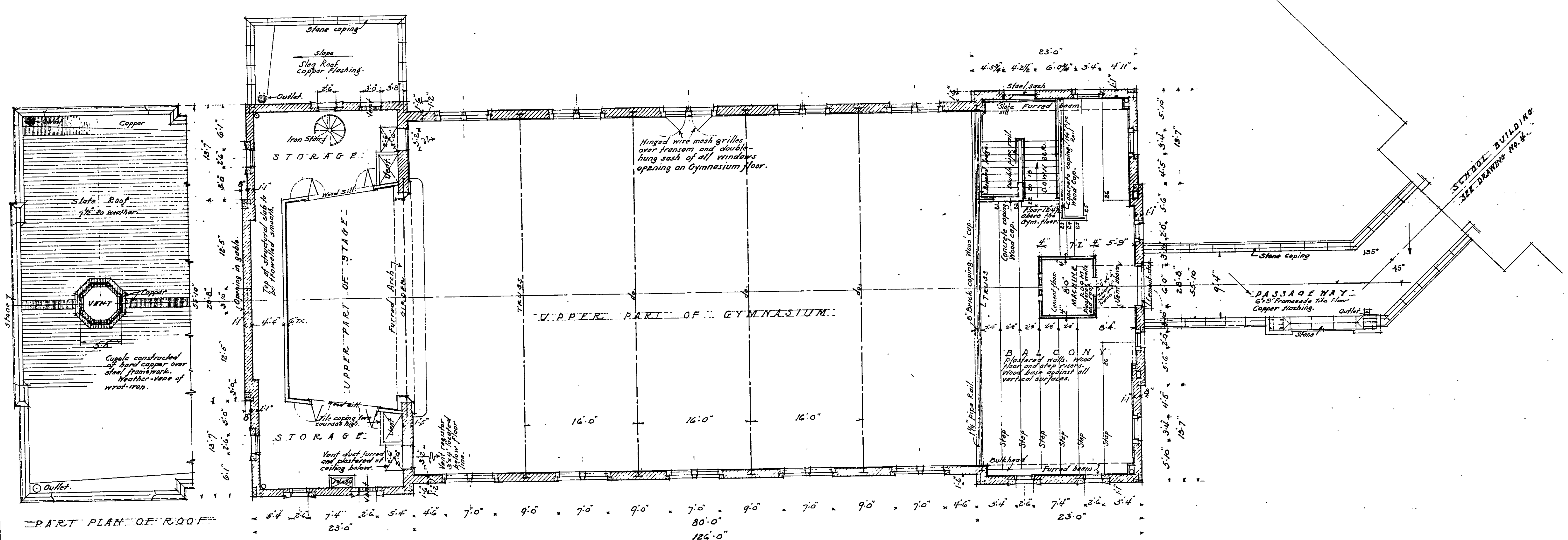
APPROVED

W. W. Emmart
 SUPERVISING ENGINEER

PRES. BOARD OF SCHOOL COMM.
 CHIEF ENGINEER OF BALTO.



CONTROL NUM. P.C.		NO.	
056221000A000012			
HAMPDEN - WOODBERRY SCHOOL			
THIRTY-SIXTH STREET - BALTIMORE, MD.			
FOR THE MAYOR AND CITY COUNCIL OF BALTIMORE			
SCALE 1/8" = 1'-0"		WM. W. EMMART ARCHITECT	
FILE NO. 298	GYMNASIUM	SHEET NO.	12
SET NO.	GROUND FLOOR PLAN	FOOT	1922

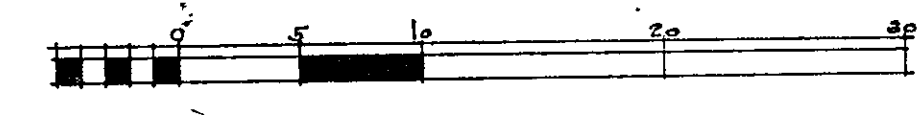


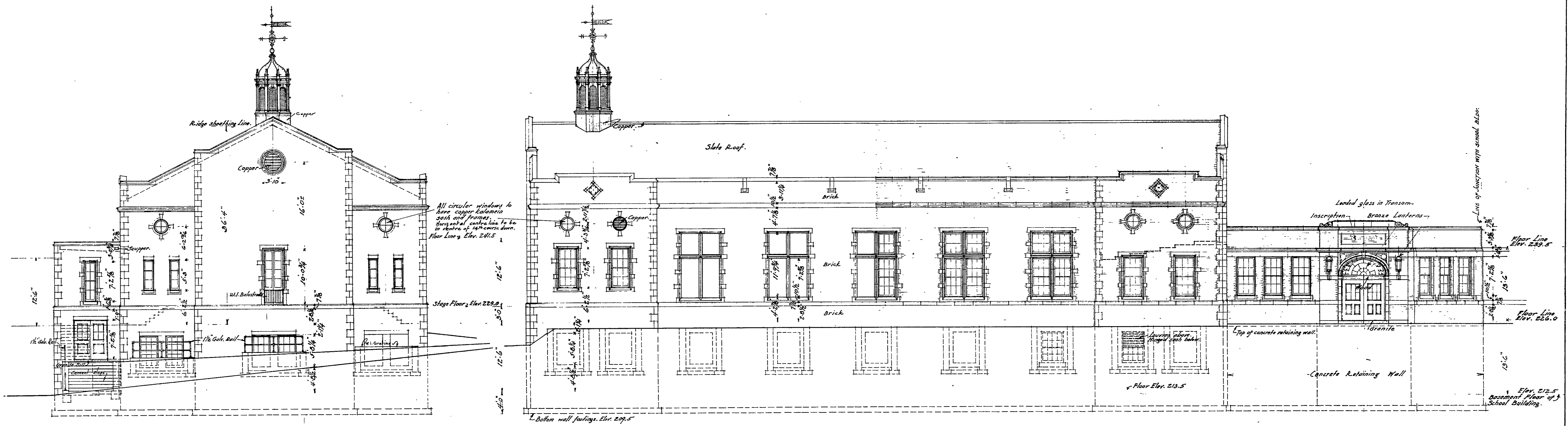
PART PLAN OF ROOF

HON. WILLIAM F. BROENING, MAYOR.
 HENRY G. PERKINS, CHIEF ENGINEER.
 APPROVED: _____
 PRES. BOARD OF SCHOOL COMM.
 SUPERVISING ENGINEER
 CHIEF ENGINEER OF BALTO.

056221100100000113

HAMPDEN WOODBERRY SCHOOL
 THIRTY SIXTH STREET BALTIMORE MD
 FOR THE MAYOR AND CITY COUNCIL OF BALTIMORE
 SCALE 1/8" = 1'-0" W.W. IMMART ARCHITECT
 FILE NO. 298 GYMNASIUM BALCONY FLOOR PLAN OCT. 1922. SHEET NO. 13






WEST ELEVATION

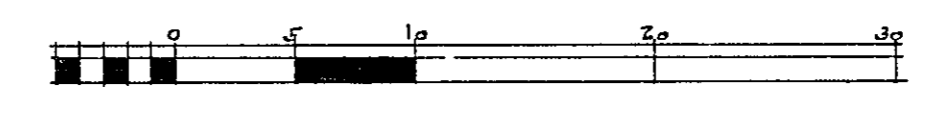
36TH STREET ELEVATION

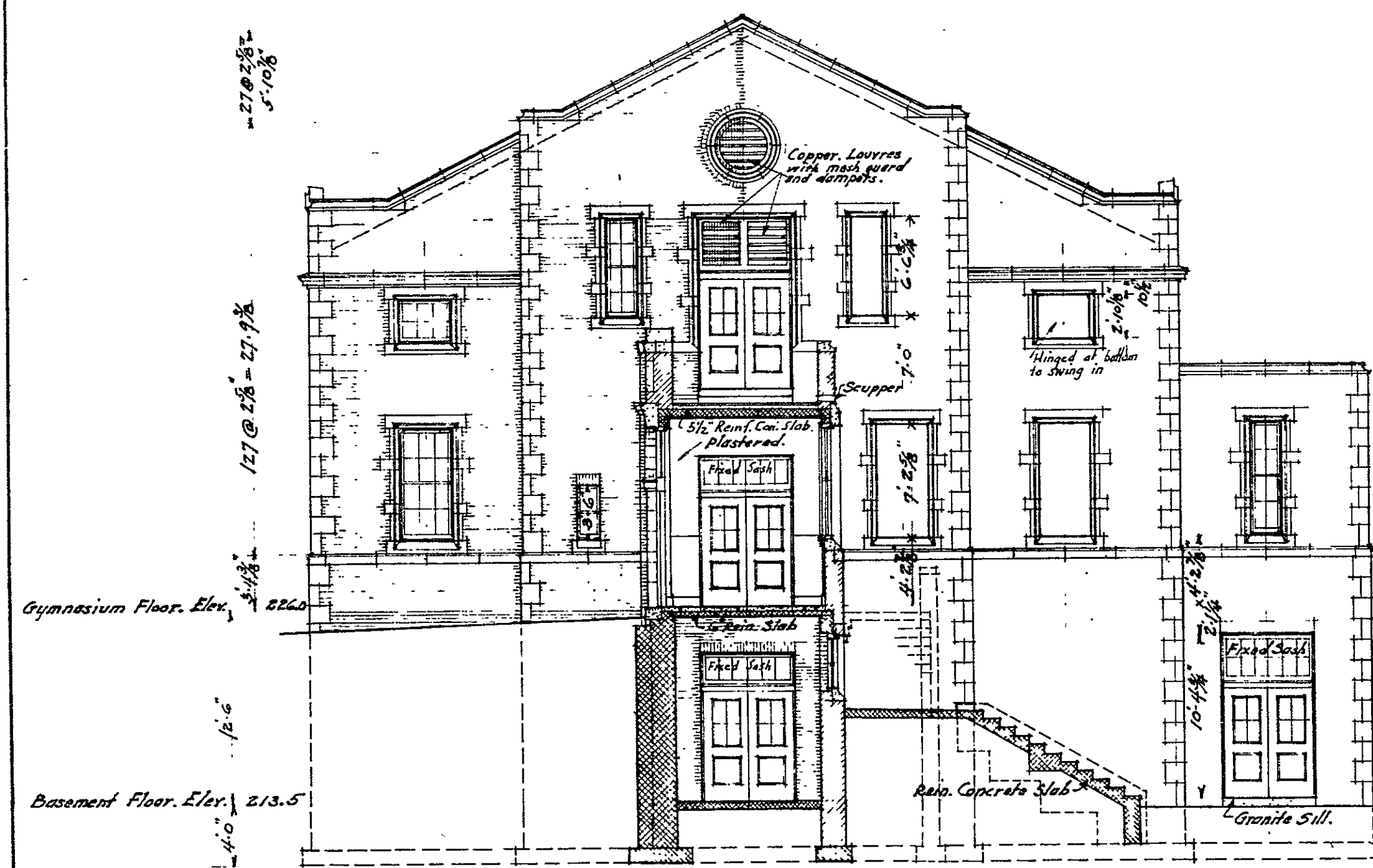
NOTE: Dimensions given are for 20 courses of brick @ 2 1/4" c-c. Add or deduct one mortar joint to arrive at exact dimensions of openings or stone courses, etc.



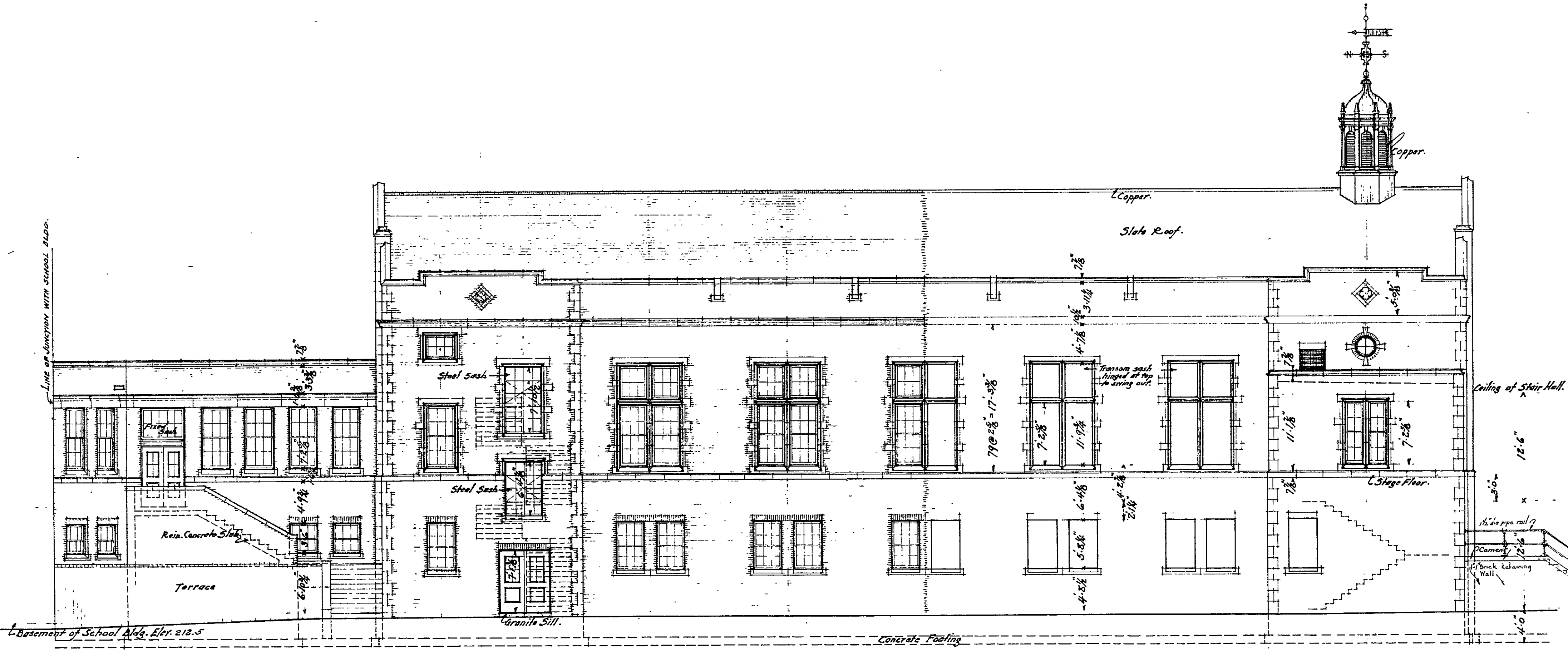
HON. WILLIAM F. BROENING, MAYOR
 HENRY G. PERKINS, CHIEF ENGINEER
 APPROVED:
 [Signature]
 PRES. BOARD OF SCHOOL COMM.
 SUPERVISING ENGINEER
 CHIEF ENGINEER OF BALTO.

HAMPDEN - WOODBERRY SCHOOL
 THIRTY SIXTH STREET BALTIMORE MD
 FOR THE MAYOR AND CITY COUNCIL OF BALTIMORE
 SCALE 1/8" = 1'-0" WM. W. EM MART ARCHITECT
 FILE NO. 298 GYMNASIUM SHEET NO. 14
 SET NO. BVILDING OCT 1922





• EAST • ELEVATION •




• R E A R • (NORTH) • ELEVATION •

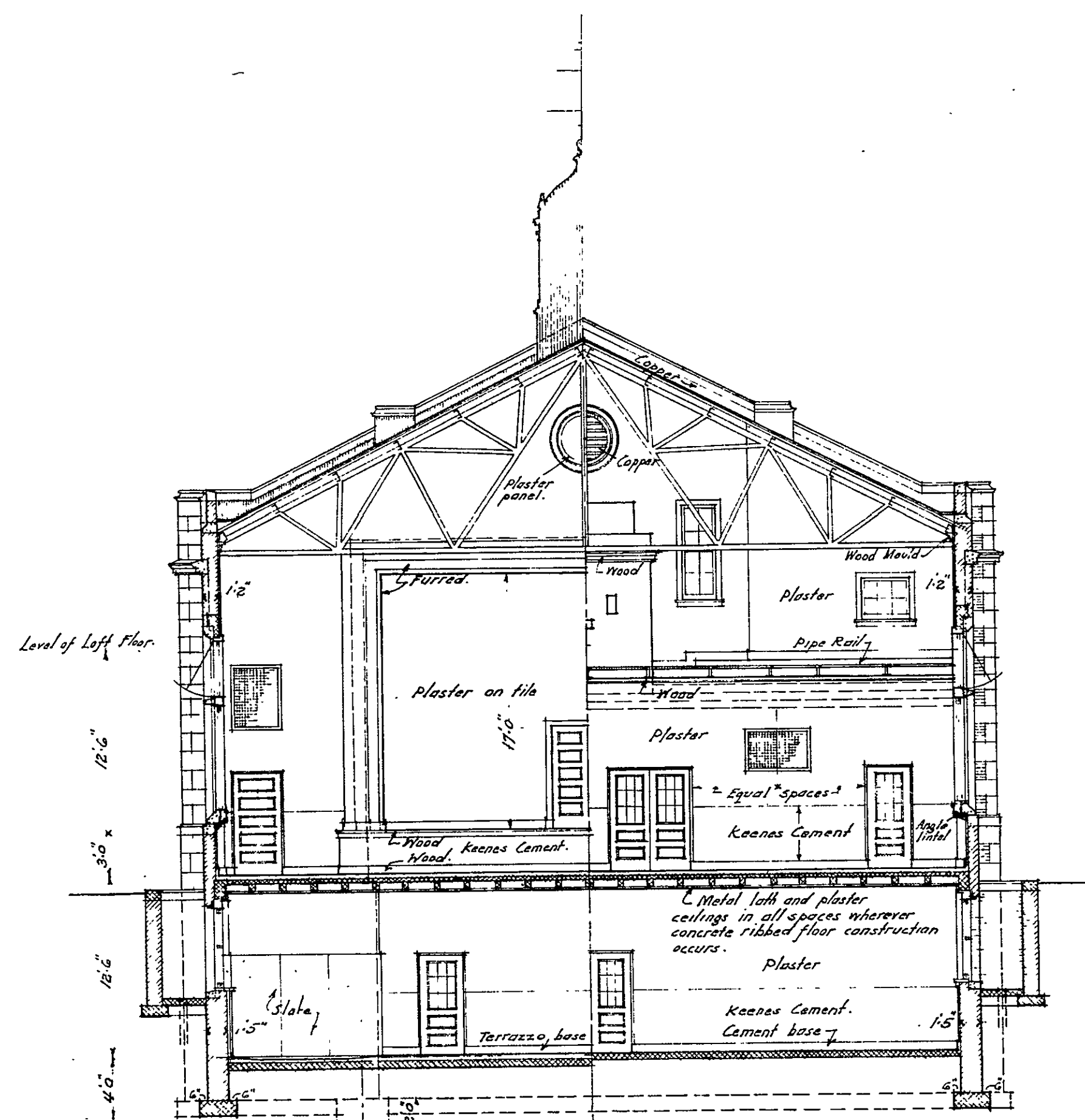
NOTE: Dimensions given are for so many brick courses @ 2 1/4" c/c. Add or deduct one mortar joint to arrive at exact dimensions of openings or stone courses, etc.

0562210001000015

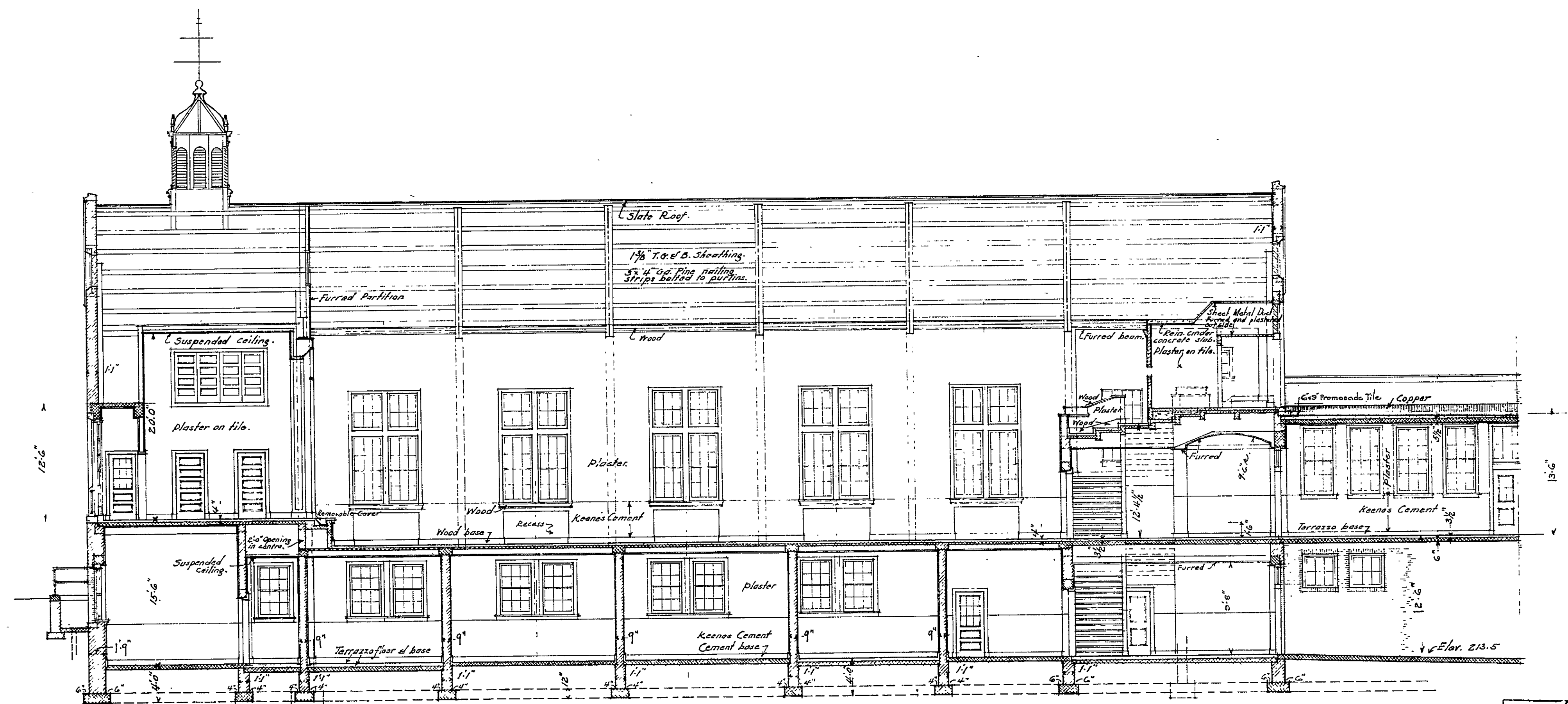
HON. WILLIAM F. BROENING, MAYOR
 HENRY G. PERKINS, CHIEF ENGINEER
 APPROVED
 PRES. BOARD OF SCHOOL COMM.
 SUPERVISING ENGINEER
 CHIEF ENGINEER OF BALTO.

HAMPDEN WOODBERRY SCHOOL
 THIRTY-SIXTH STREET BALTIMORE, MD
 FOR THE MAYOR AND CITY COUNCIL OF BALTIMORE
 SCALE 1/8" = 1'-0" W. W. EM MART, ARCHITECT
 FILE NO. 298 GYMNASIUM BUILDING SHEET NO. 15
 OCT. 1922






TRANSVERSE SECTION
 LOOKING TOWARDS STAGE - LOOKING TOWARDS BALCONY

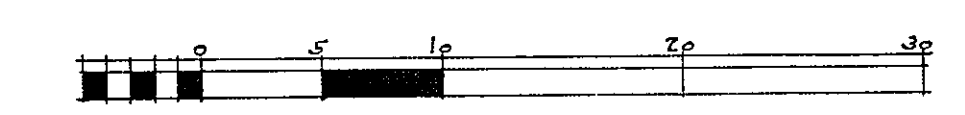


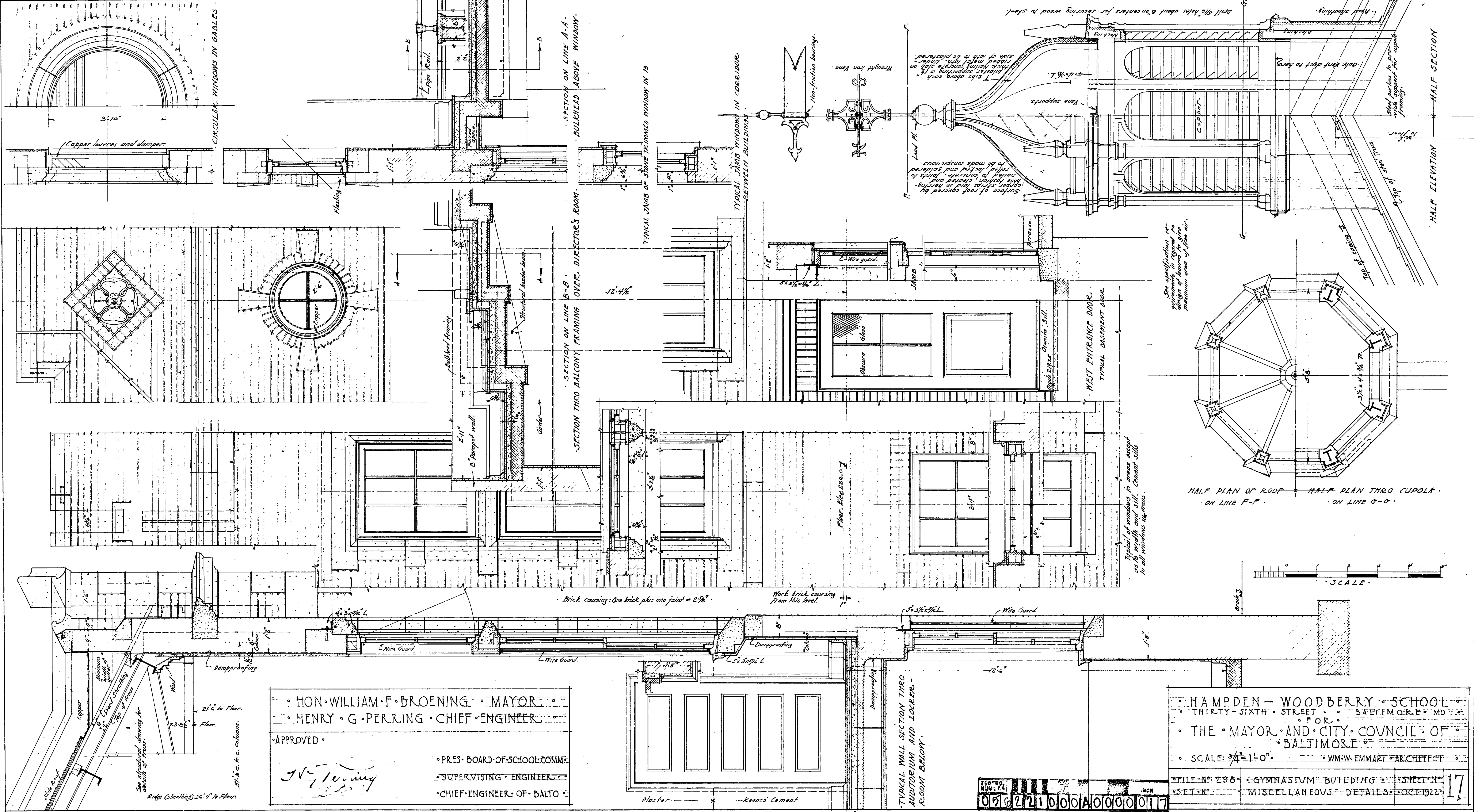
LONGITUDINAL SECTION
 SECTION ON CENTRE LINE OF BUILDING



HON. WILLIAM F. BROENING, MAYOR.
 HENRY G. PERKINS, CHIEF ENGINEER.
 APPROVED
 [Signature]
 PRES. BOARD OF SCHOOL COMM.
 SUPERVISING ENGINEER
 CHIEF ENGINEER OF BALTO.


HAMPDEN WOODBERRY SCHOOL
 THIRTY-SIXTH STREET, BALTIMORE, MD.
 FOR THE MAYOR AND CITY COUNCIL OF BALTIMORE
 SCALE 1/8" = 1'-0" WM. W. EMMART, ARCHITECT
 FILE NO. 298 GYMNASIUM SHEET NO. 16
 SET NO. SECTIONS OCT. 1925



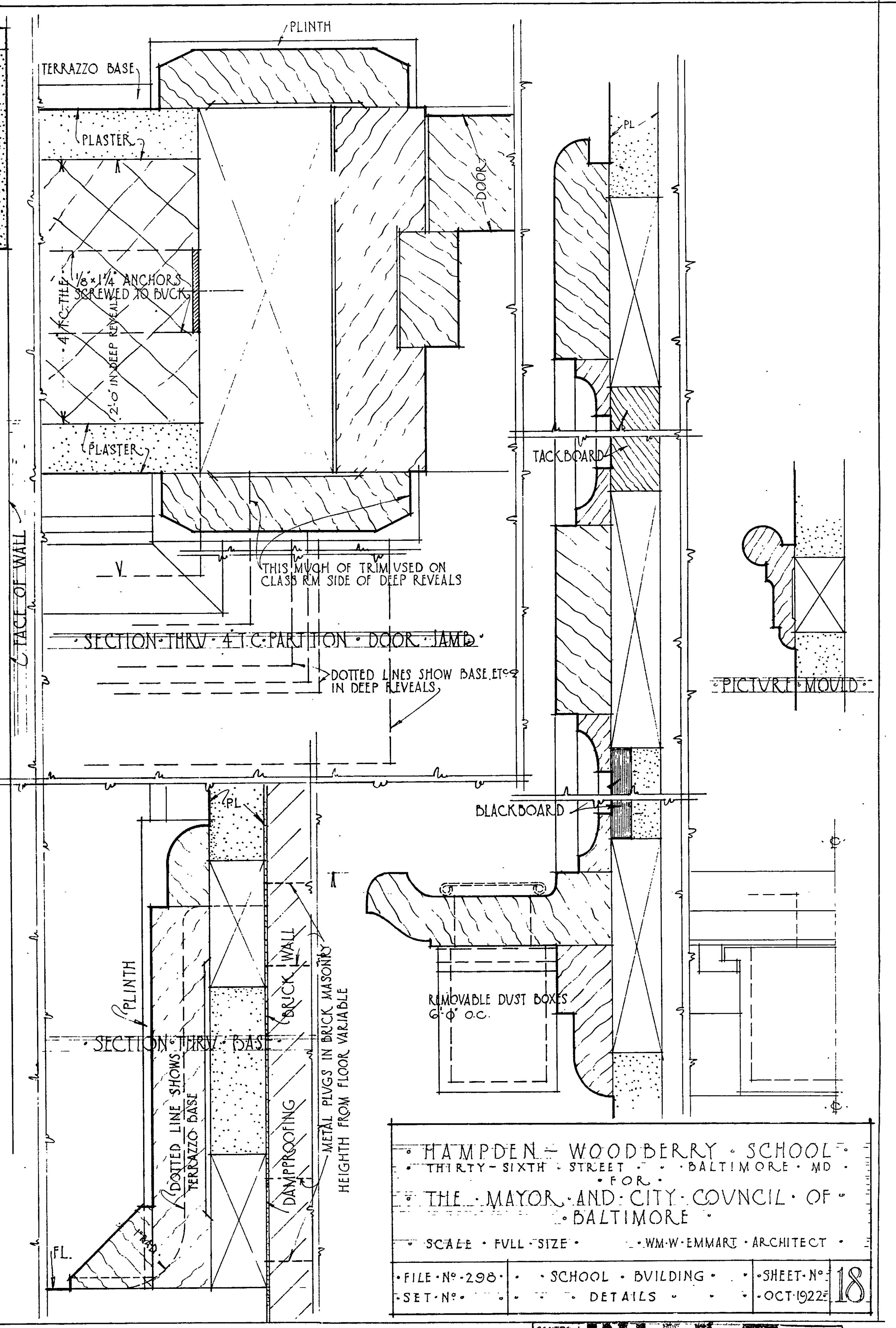
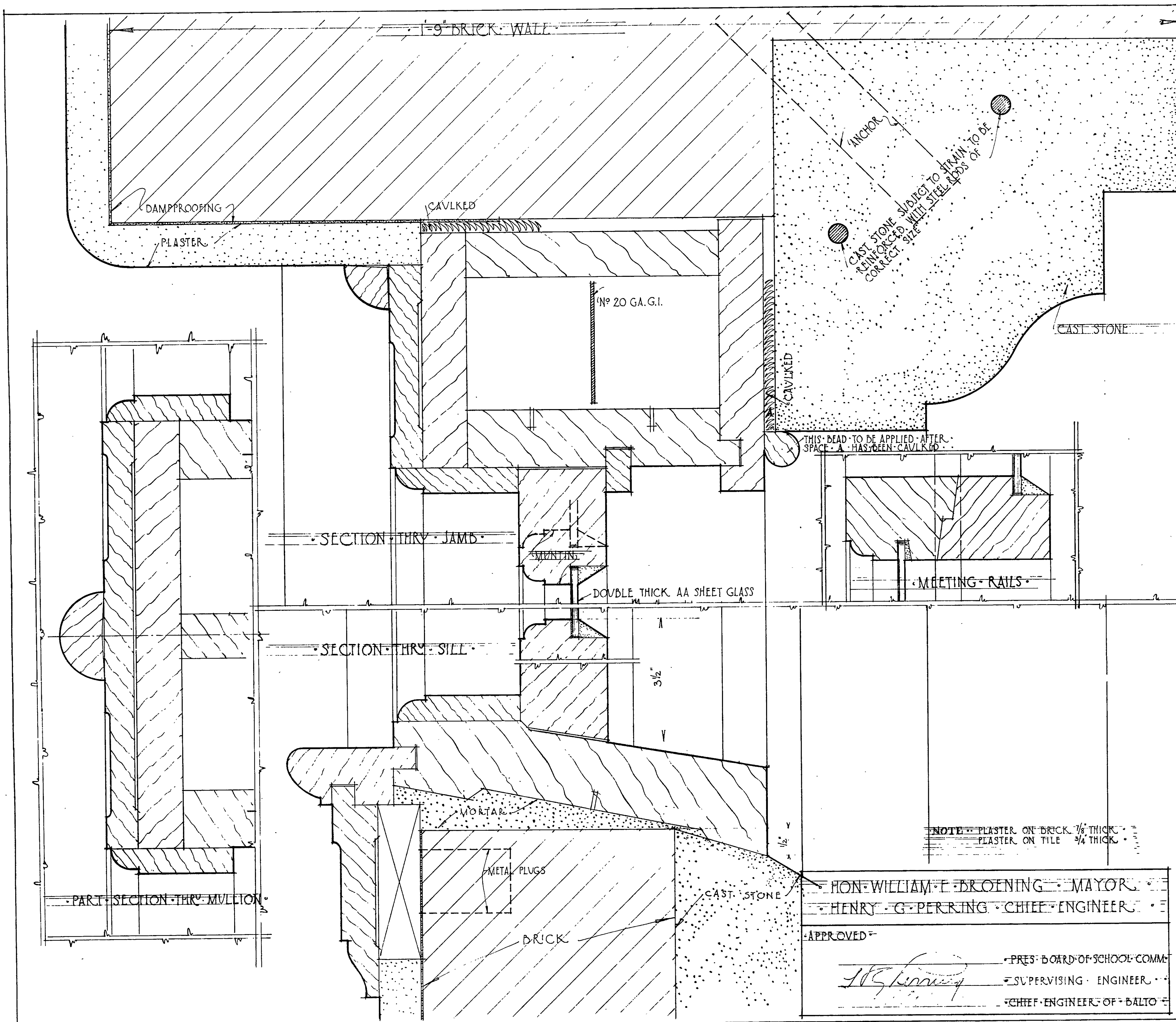


• MON • WILLIAM • F • BROENING • MAYOR •
 • HENRY • G • PERRING • CHIEF • ENGINEER •
 APPROVED
W. Broening
 • PRES • BOARD • OF • SCHOOL • COMM •
 • SUPERVISING • ENGINEER •
 • CHIEF • ENGINEER • OF • BALTO •

• HAMPDEN - WOODBERRY • SCHOOL •
 • THIRTY-SIXTH • STREET • • BALTIMORE • MD •
 • FOR • THE • MAYOR • AND • CITY • COUNCIL • OF •
 • BALTIMORE •
 • SCALE - 3/4" = 1'-0" • WM • W • EMMART • ARCHITECT •
 • FILE • NO • 298 • GYMNASIUM • BUILDING • SHEET • NO • 17
 • SET • NO • MISCELLANEOUS • DETAILS • OCT • 1922 •



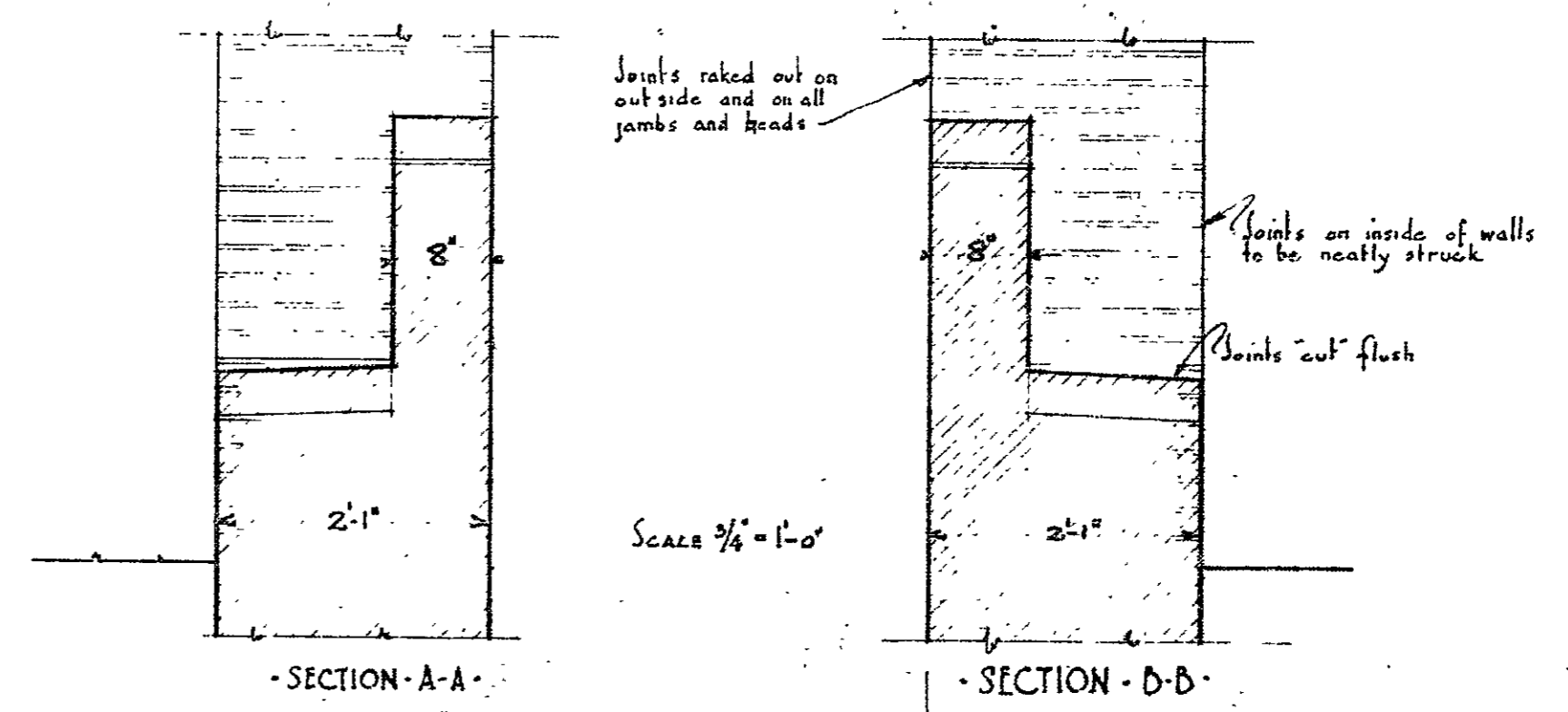
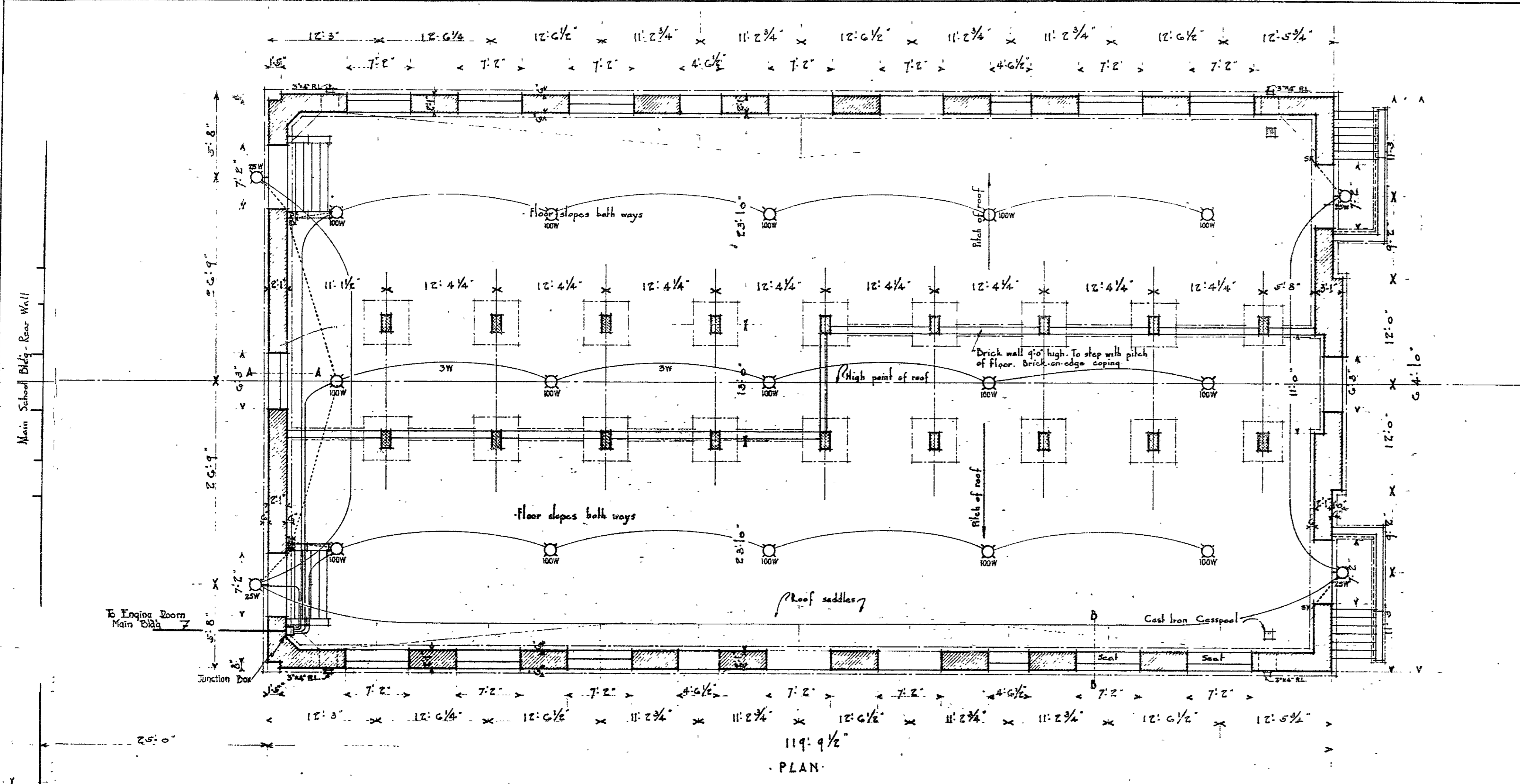
Under Gymnasium and Stage Floors only. Elsewhere to be 3/8" except in Balcony.



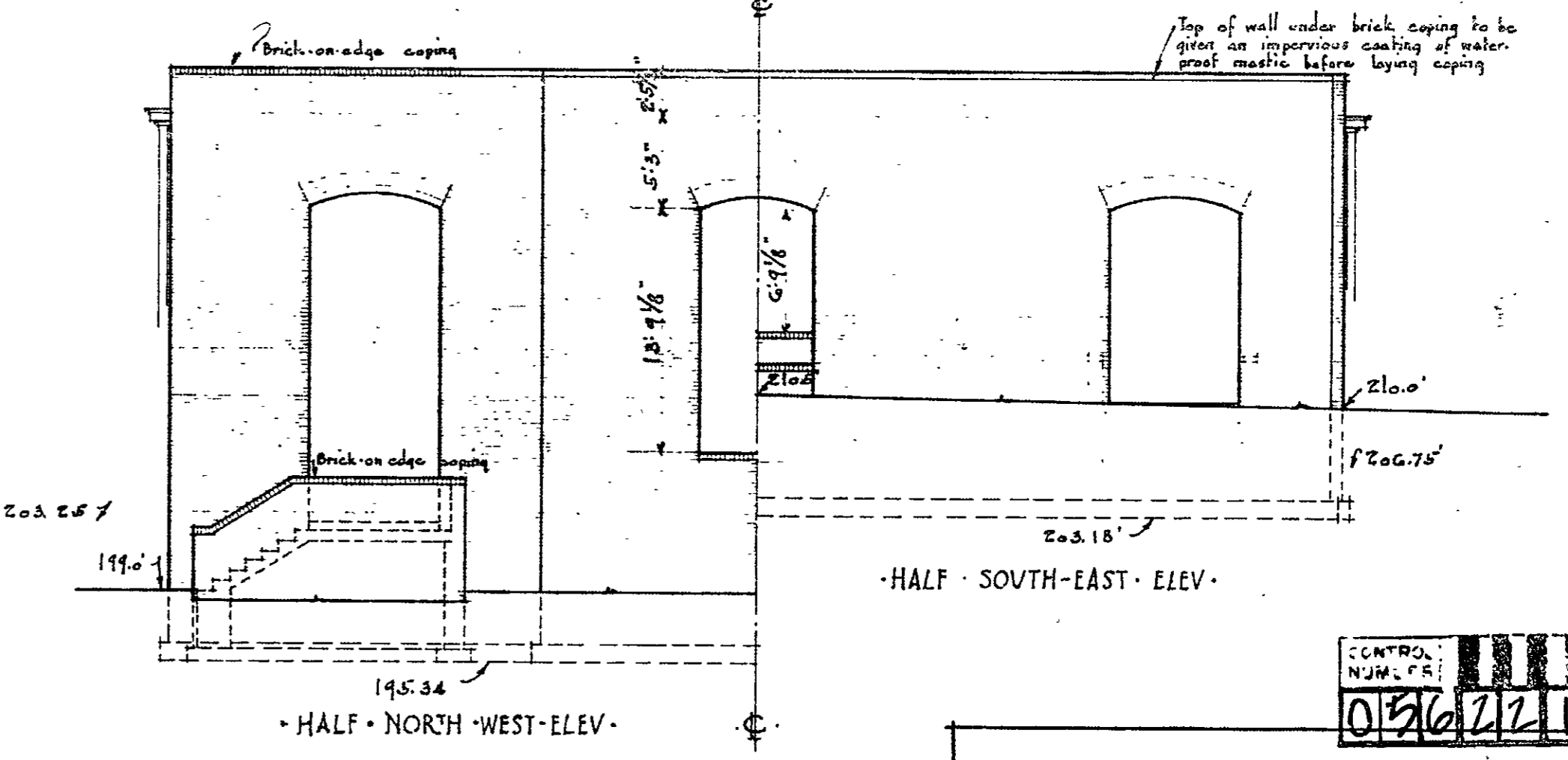
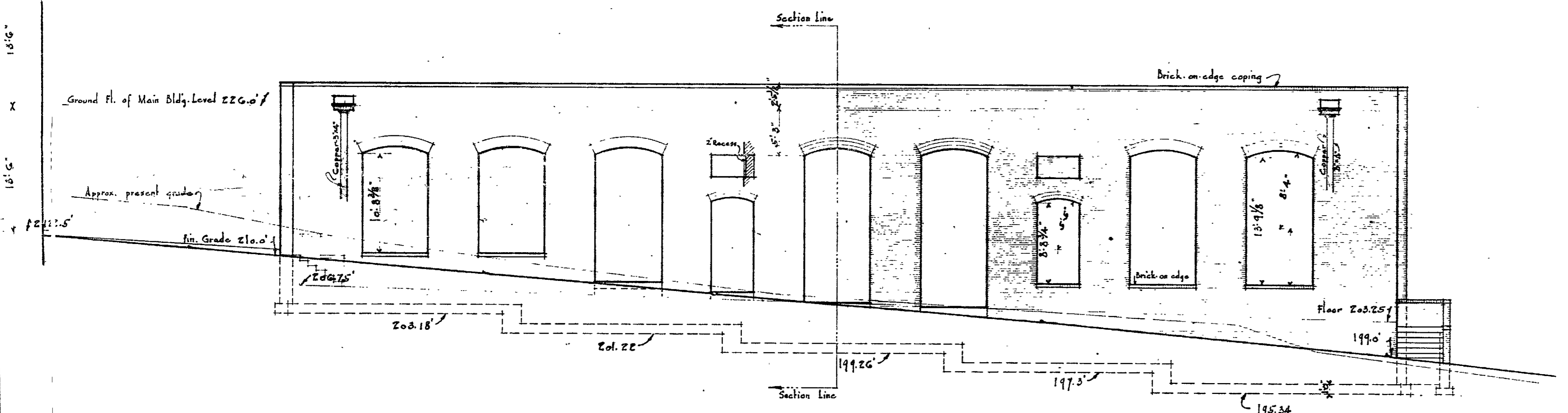
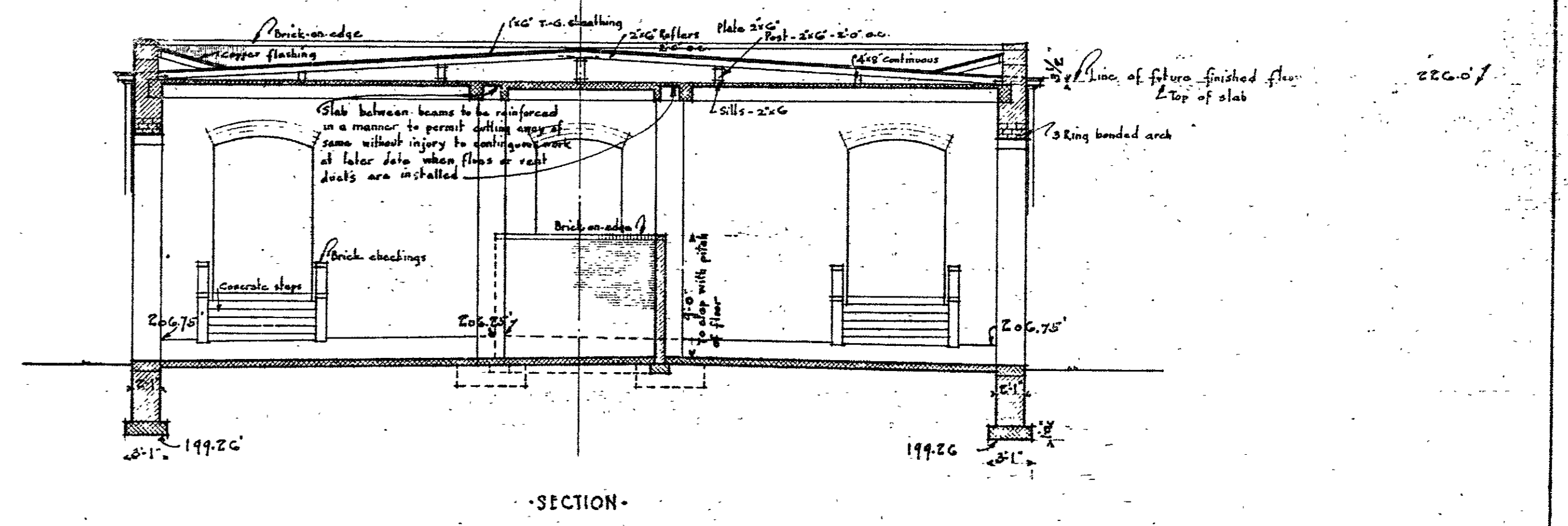
HON. WILLIAM E. BROENING, MAYOR
HENRY G. PERRING, CHIEF ENGINEER
APPROVED
PRES. BOARD OF SCHOOL COMM.
SUPERVISING ENGINEER
CHIEF ENGINEER OF BALTO.

HAMPDEN WOODBERRY SCHOOL
THIRTY-SIXTH STREET BALTIMORE MD
FOR
THE MAYOR AND CITY COUNCIL OF
BALTIMORE
SCALE FULL SIZE WM. W. EMMART ARCHITECT
FILE NO. 298 SCHOOL BUILDING SHEET NO. 18
SET NO. DETAILS OCT 1922

CONTROL NUM. FR. 056221000A000018 INCH



NOTE: MECHANICAL EQUIPMENT
 All outside outlets over entrances to be equipped with bucket fixtures as specified for main building.
 All fixtures in shelter to be 100 watts pendant type, vapor-proof - fitted with E.L.M. Barnes porcelain animal steel reflectors and guard as manufactured by the Bussell & Stall Co., NY or equal.
 Conduit and switch tags to be run concealed.
 Outlets to be grouped as shown on four circuits to junction box in shelter. Box to be set on side wall at ceiling level. From box, circuits to run underground in lead covered cable in 1/2\"/>



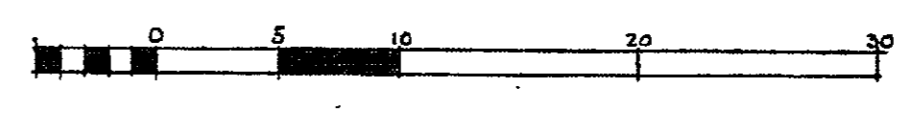
HON. WILLIAM F. BROENING MAYOR
 HENRY G. PERKING CHIEF ENGINEER
 APPROVED
 H.G. Perkins
 SUPERVISING ENGINEER
 PRES. BOARD OF SCHOOL COMME.
 SUPERVISING ENGINEER
 CHIEF ENGINEER OF BALTO.

NORTH-EAST ELEVATION
 SOUTH-WEST ELEVATION SIMILAR
 SEE PLAT FOR GRADES ON SOUTH SIDE

CONTROL NUM. PR. 012622 100000000019

HAMPDEN - WOODBERRY SCHOOL
 THIRTY-SIXTH STREET BALTIMORE MD.
 FOR THE MAYOR AND CITY COUNCIL OF BALTIMORE
 SCALE - 1/8\"/>

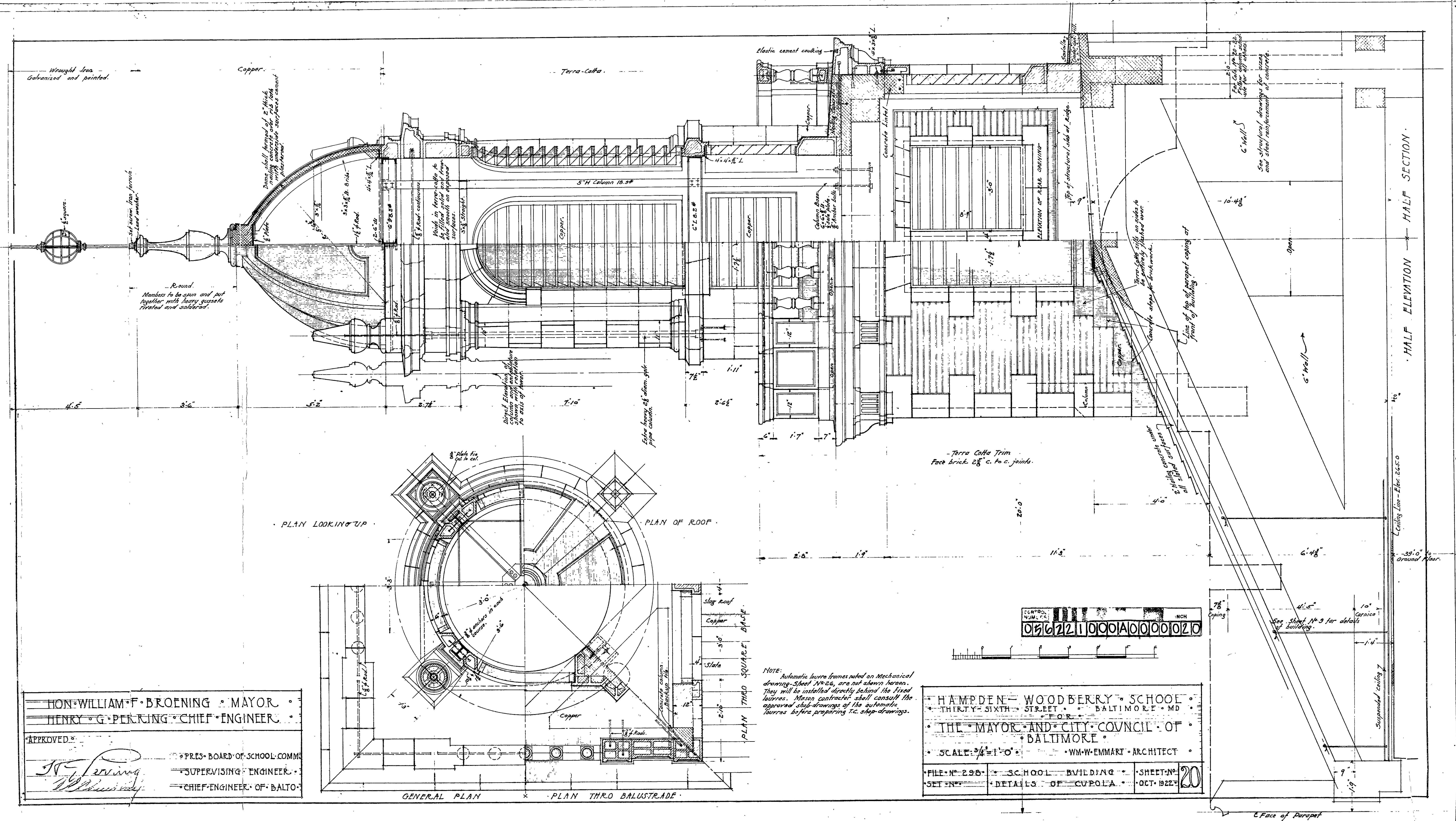
FILE NO. 298	STORM-SHELTER	SHEET NO. 19
SET NO.	PLAN ELEVATIONS & SECTION	OCT-1922



Wrought Iron
Galvanized and painted.

Copper.

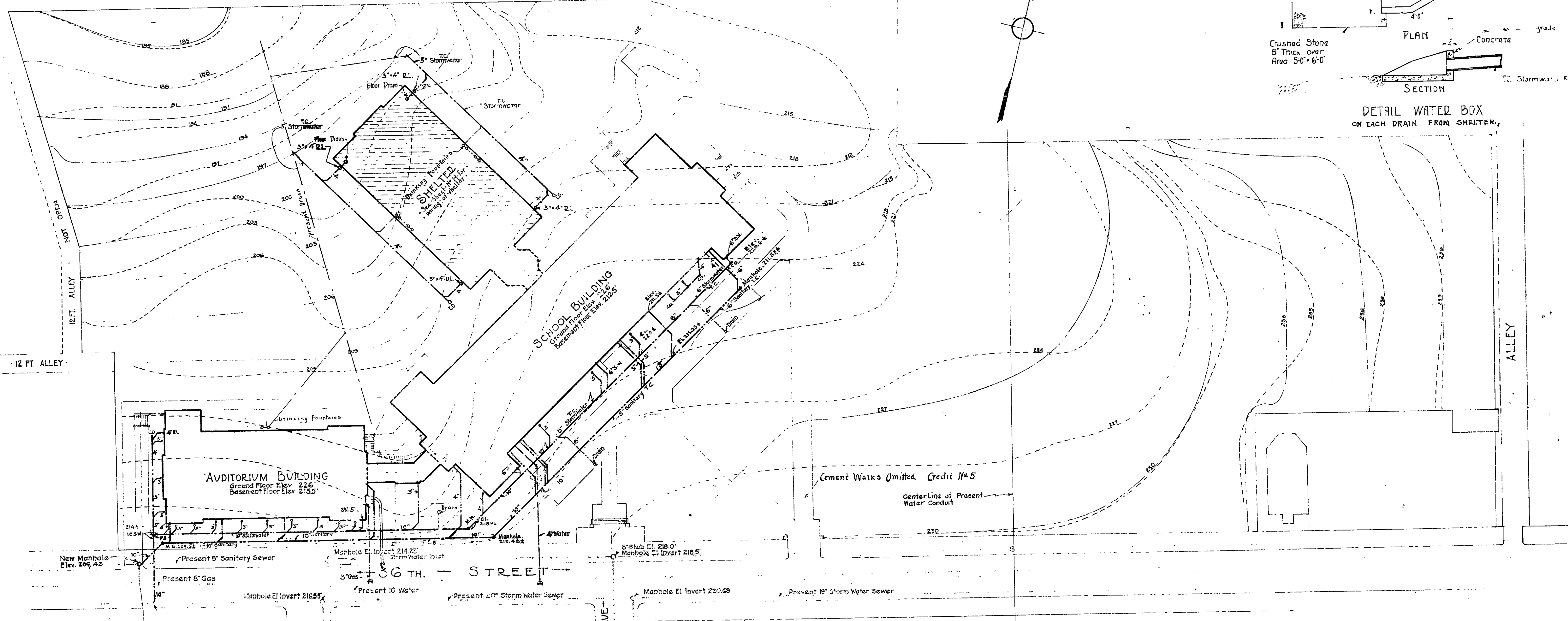
Terra-Cotta.



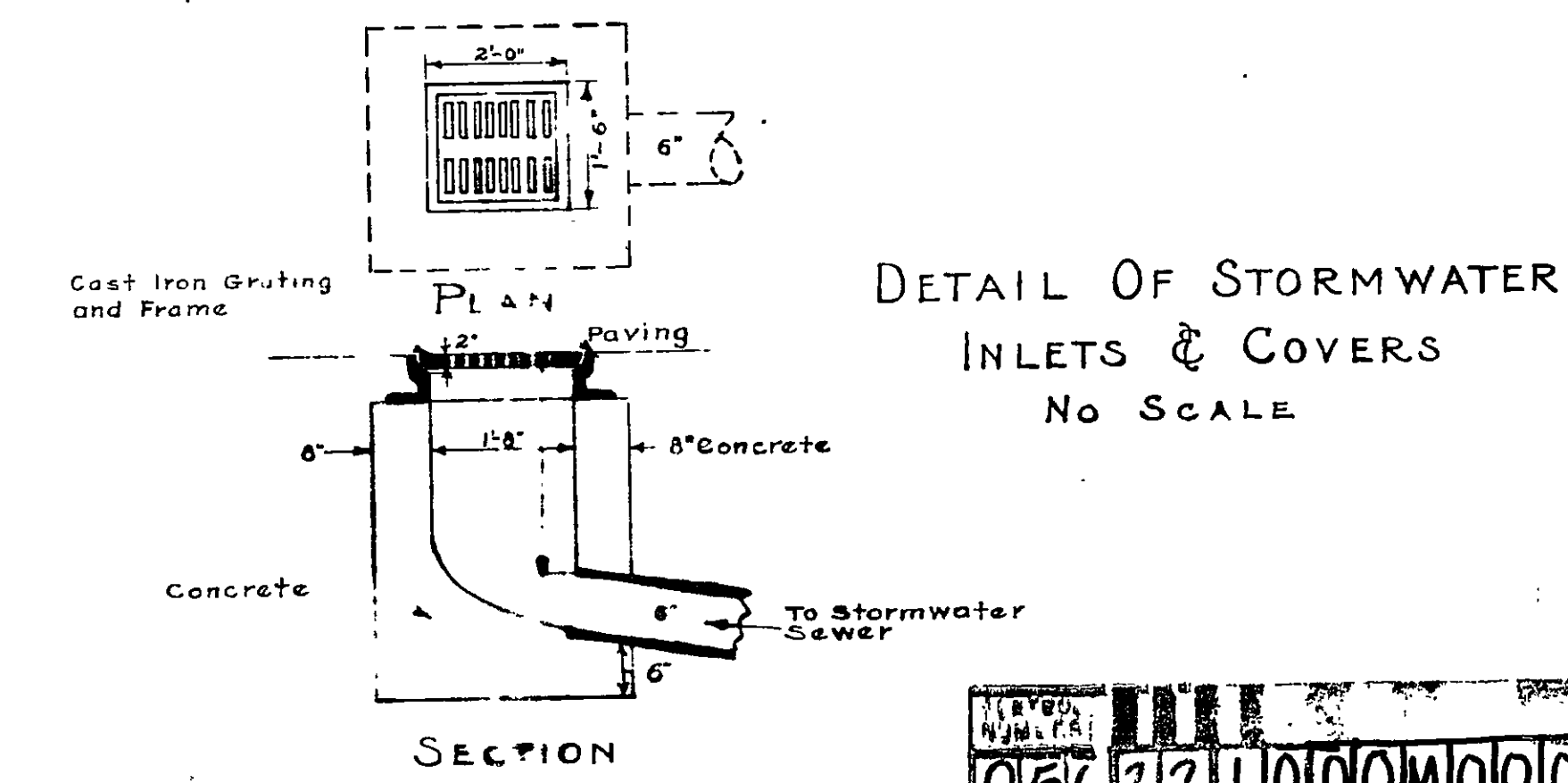
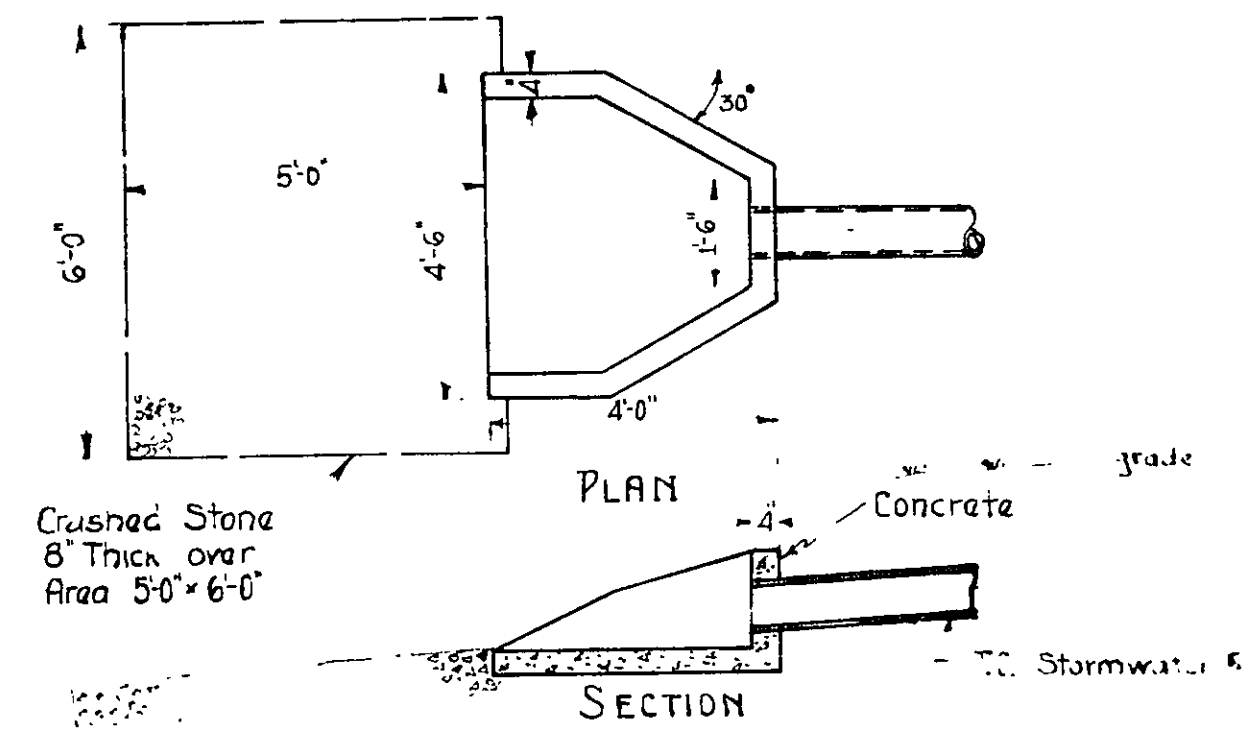
HON. WILLIAM F. BROENING. MAYOR.
HENRY G. PERKING. CHIEF ENGINEER.
APPROVED:
Henry G. Perking
PRES. BOARD OF SCHOOL COMM.
SUPERVISING ENGINEER.
CHIEF ENGINEER OF BALTO.

NOTE:
Automatic louvre frames noted on Mechanical drawing - Sheet No. 26, are not shown hereon. They will be installed directly behind the fixed louvres. Mason contractor shall consult the approved shop-drawings of the automatic louvres before preparing T.C. shop-drawings.

HAMPDEN WOODBERRY SCHOOL
THIRTY-SIXTH STREET BALTIMORE MD
FOR THE MAYOR AND CITY COUNCIL OF BALTIMORE
SCALE: 3/4" = 1'-0" WM-W-EMMART ARCHITECT
FILE NO. 298 SCHOOL BUILDING SHEET NO. 20
SET NO. DETAILS OF CUPOLA OCT 1922



Present Grades
 Finished Grades
 M.H. = Manhole



Note:
 Plumbing and Electrical equipment shown on Drawing # 19 to be included as part of the Mechanical Plans and Specifications.

HON. WILLIAM F. BROENING • MAYOR •
 HENRY G. PERRING • CHIEF ENGINEER •

APPROVED •
[Signature]
 PRES. BOARD OF SCHOOL COMM.
 SUPERVISING ENGINEER
 CHIEF ENGINEER OF BALTO.

HAMPDEN - WOODBERRY SCHOOL •
 THIRTY-SIXTH STREET • BALTIMORE • MD •
 FOR •
 THE MAYOR AND CITY COUNCIL OF •
 BALTIMORE •
 WM. W. EMMART • ARCHITECT •
 C. L. REEDER • CONSULTING ENGINEER •

SCALE 1" = 30'-0"

FILE NO. 298	MECHANICAL PLAN	SHEET NO. 21
SET NO.	PLOT PLAN	SEPT 1922

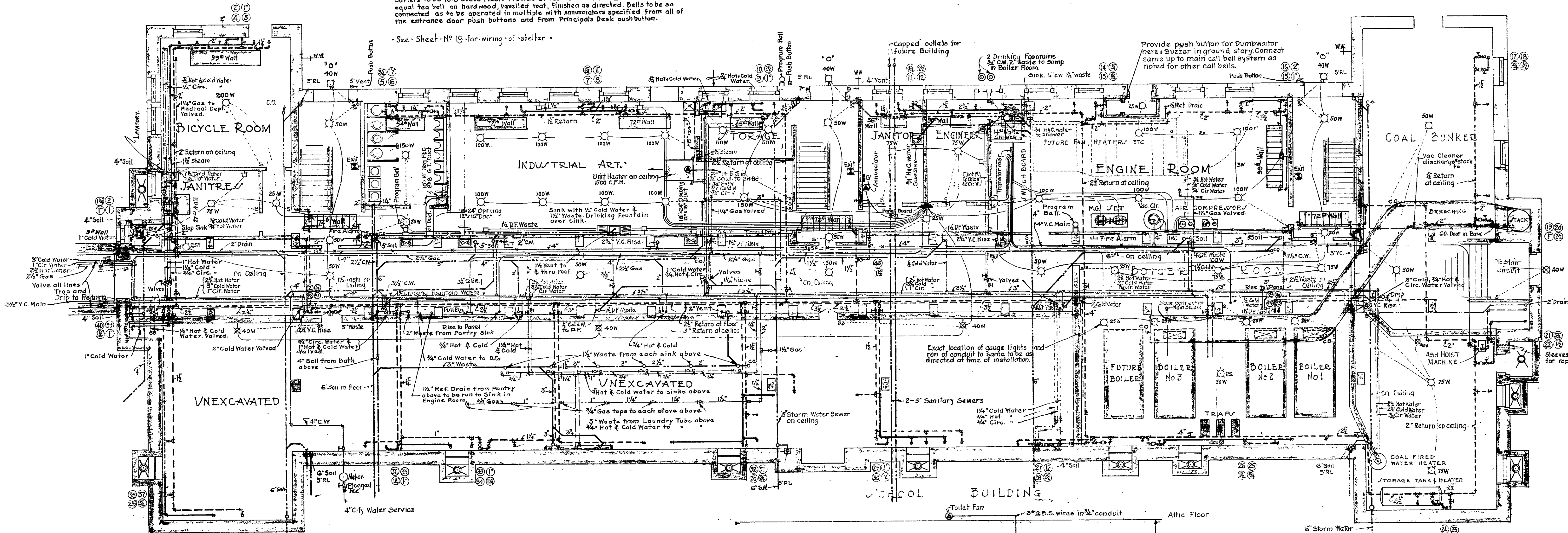
0562211000M0101010211

WIRING

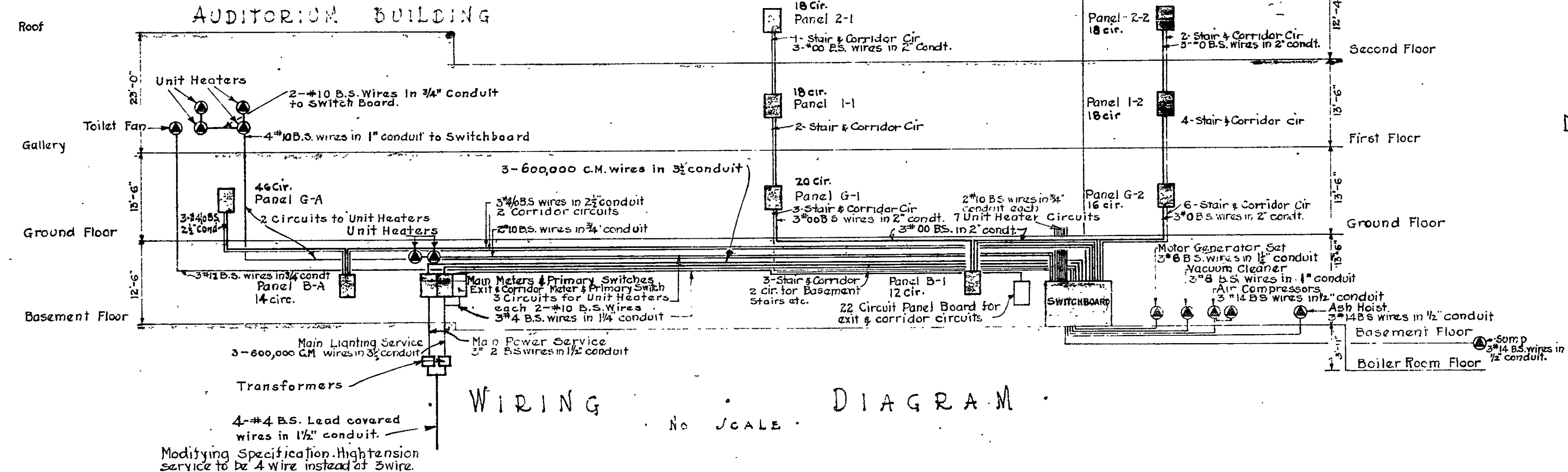
All wires of bell & fire alarm system to be provided with metal tags at each outlet for identification. Tags to be clearly stamped. These wires to further be installed in exact accordance with wiring diagram to be furnished to the City by this Contractor. Diagram to be clearly worded and marked with all runs & numbered to correspond with tags above noted. Diagram to be mounted in wood frame with glass cover. Provide and install in corridors of Assembly Bldg. & School Bldg. where directed. Six outlet boxes connected with required conduit & wiring, etc. to call bell system. Outlets to be 10'-0" above floor. Provide at each outlet box 1 1/2" Heizer Cabinet Co. or equal tea bell on hardwood banded mat, finished as directed. Bells to be so connected as to be operated in multiple with annunciators specified. From all of the entrance door push buttons and from Principals Desk pushbutton.

NOTE: Omit all Reference to Stand Pipes & Hose Racks in all Buildings

See Sheet No. 19 for wiring of shelter



WIRING: Modifying Specifications Page 153, third Paragraph under service Board; Exit feeder of #12 B.S. wires to be omitted, also Page 154, fifth paragraph; corridor lighting feeder of #8 B.S. wires will be omitted. In lieu of these feeders run exit & corridor lighting feeder of 3 #4 B.S. wires as shown on wiring diagram, from exit & corridor meter to Panel Board for these circuits in Main Building where directed. This Panel to be increased from 15 to 22 circuits. 60 ampere switch specified page 154 for corridor lighting to be mounted in corridor & 2 Panel Board. Outlets designated VC to be as specified for Base Board instead as under Vac. Cir. Outlets.



FOR PIPING ETC. IN BOILER ROOM SEE ALSO SHEET NO. 30

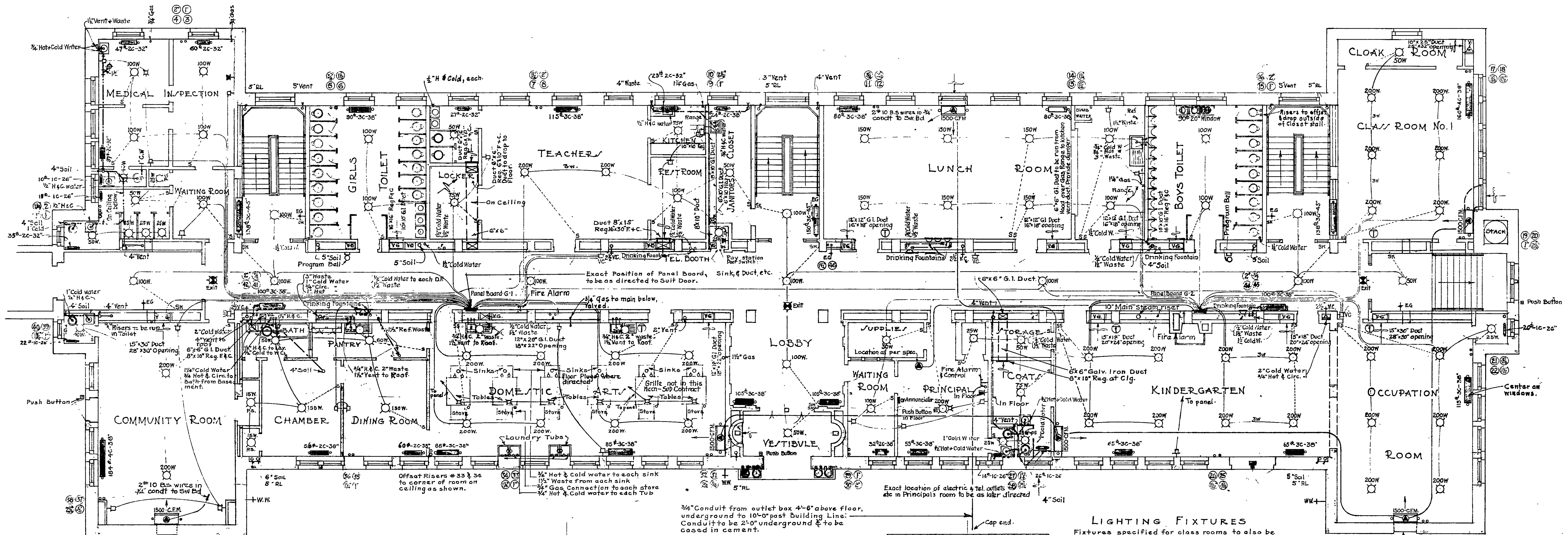
NOTE - ALL CONTRACTORS TO HOLD HARMLESS ALL WATER-PROOFING IN THE INSTALLATION OF WORK UNDER THEIR CONTRACTS.

0562210100M0000122

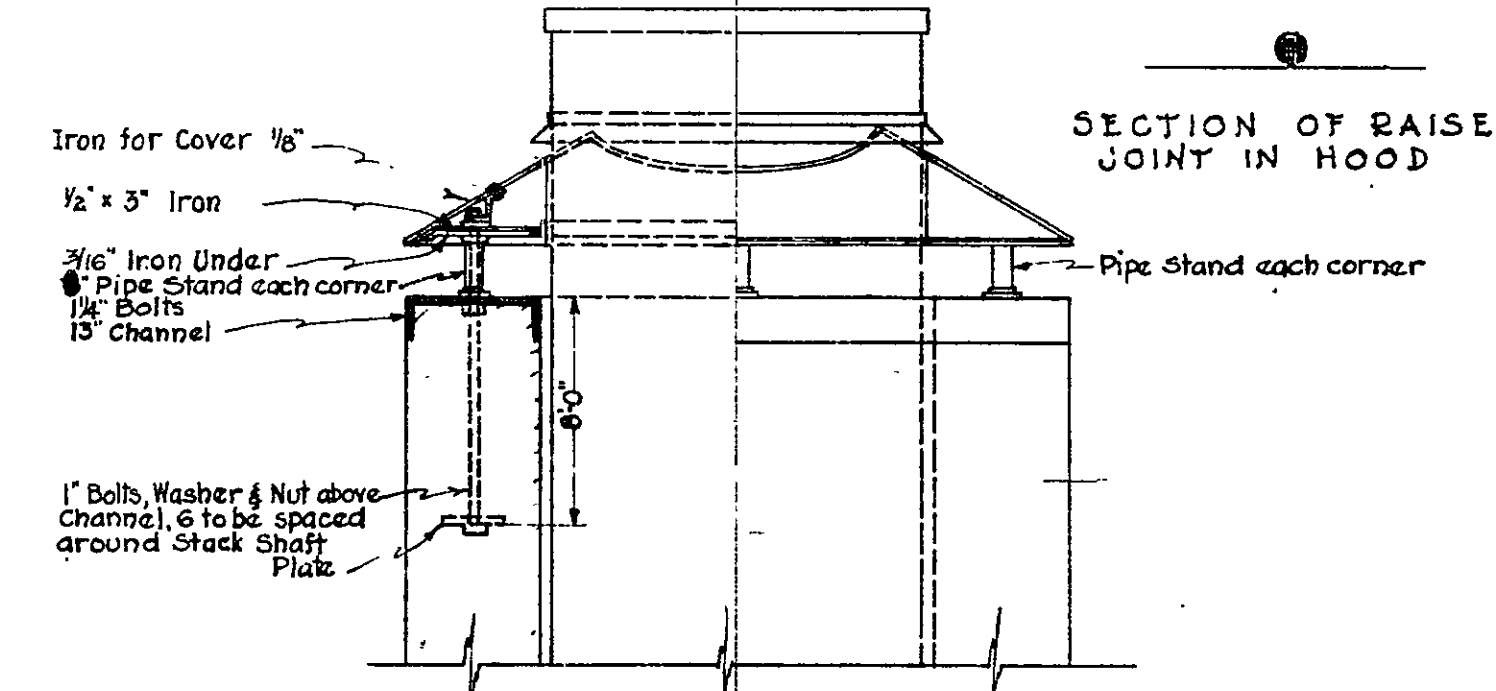
HON. WILLIAM F. BROENING • MAYOR •
HENRY G. PERRING • CHIEF ENGINEER •
APPROVED: [Signature]
PRES. BOARD OF SCHOOL COMM. •
SUPERVISING ENGINEER •
CHIEF ENGINEER OF BALTO. •

WIRING DIAGRAM

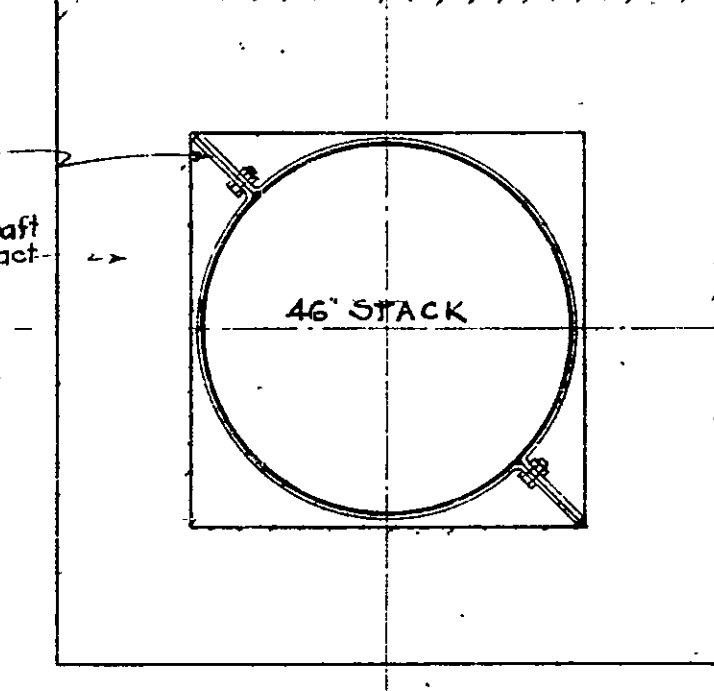
HAMPDEN - WOODBERRY SCHOOL -
THIRTY-SIXTH STREET - BALTIMORE - MD. -
FOR THE MAYOR AND CITY COUNCIL OF BALTIMORE -
WM. W. EMMART - ARCHITECT -
C. L. REEDER - CONSULTING ENGINEER -
SCALE 1/8" = 1'-0"
FILE NO. 298 • MECHANICAL PLANS • SHEET NO. 22
SET NO. • BASEMENT • SEPT 1922



PLUMBING CONTRACT
 Provide & install in Domestic Arts Room two double Laundry Tub units, each to be similar to James Robertson Plate G 1955. Tubs to be porcelain, roll rim with integral backs, porcelain legs & concealed wall braces. Nickel plated compression tray faucets, waste plugs, nickel plated waste pipes & P traps etc.



DETAIL OF HOOD FOR STACK
 NO SCALE



DETAIL OF STACK BRACING
 NO SCALE

LIGHTING FIXTURES
 Fixtures specified for class rooms to also be installed for each outlet in Industrial Arts Room, Rooms of Medical Section, Community Room, Domestic Arts and Demonstration Rm, Teachers Room, Kindergarten and Lunch Rooms, Occupation Room and elsewhere unless noted to the contrary. All parts of all of these fixtures to be steel. Outlets noted 'O' to be fitted with Russell Stoll or equal marine water tight fixture with outer glass globe & brass gaud, gasket, short arm, canopy, lamp etc all finished as directed. The several small cupboards provided with outlets are to have receptacles & brass plate mounted directly on outlet box. These fixtures to have pull socket & chain to within 6'-0" of floor.

WIRING
 Floor outlets & receptacles shown at tables in Domestic Arts Room to be set flush in floor & be water tight. Provide also 1/2" conduit extension from each of these to table top. At this point provide & set flush in each table floor type receptacle similar to those specified & connect to floor outlet with required wiring. All work shown and specified is to be done in accordance with New Code now before City Council, copy of which may be seen at the office of the Inspector of Bldgs.

• HON. WILLIAM F. BROENING • MAYOR •
 • HENRY G. PERRING • CHIEF ENGINEER •
 APPROVED
 PRES. BOARD OF SCHOOL COMM.
 SUPERVISING ENGINEER
 CHIEF ENGINEER OF BALTO.

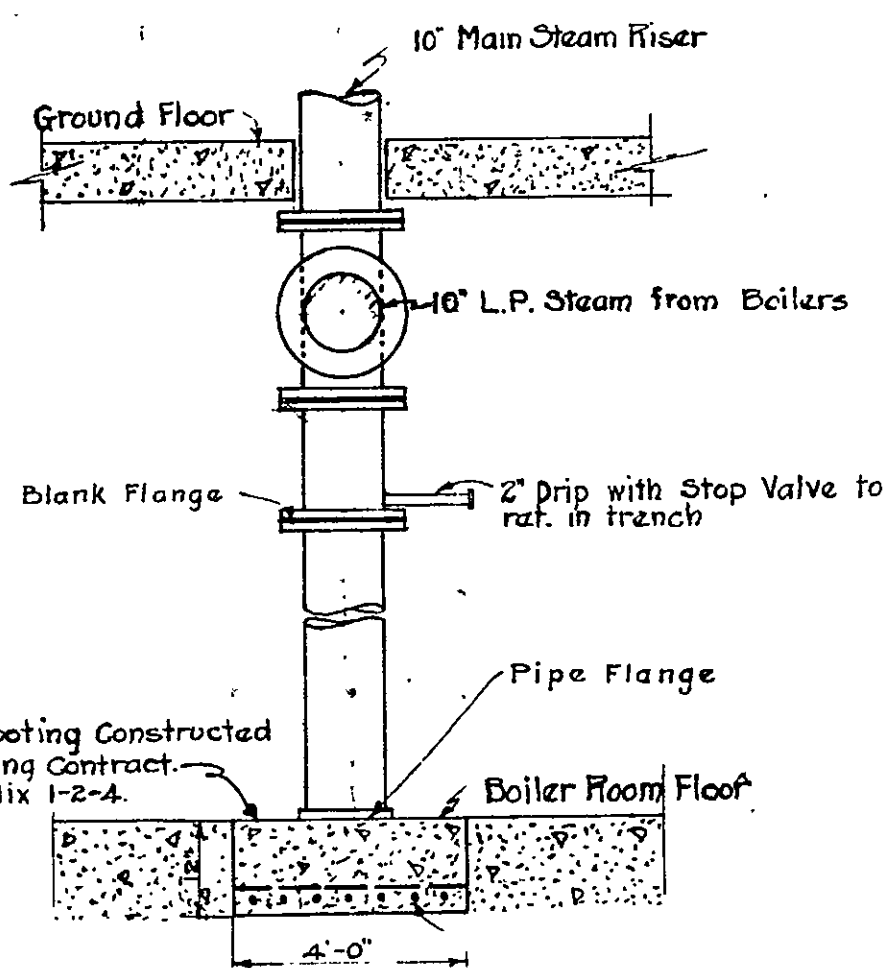
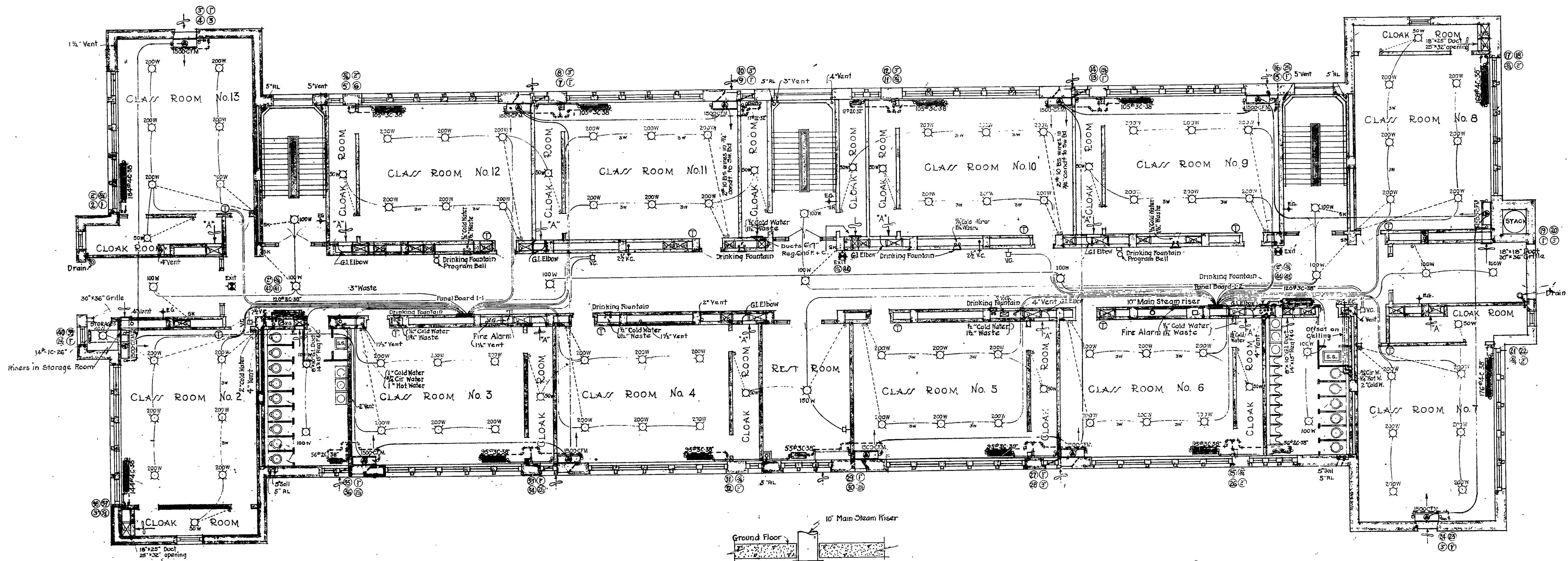
CONTROL NUMBER: 0562211000M01010123

• HAMPDEN - WOODBERRY SCHOOL •
 • THIRTY-SIXTH STREET • BALTIMORE, MD. •
 • FOR •
 • THE MAYOR AND CITY COUNCIL OF •
 • BALTIMORE •
 • W.W. EMMART ARCHITECT •
 • C. L. REEDER CONSULTING ENGINEER •

SCALE 1/8" = 1'-0"

FILE NO. 298 • MECHANICAL PLANS • SHEET NO. 23
 SET NO. • GROUND FLOOR • SEPT. 1922

Note:
 All Ducts noted 'A' to be 15"x30"
 with 28"x36" opening at floor.
 All toilet registers throughout
 to have throats extended up
 duct to 6" above register.



DETAIL OF SUPPORT FOR 10" MAIN STEAM RISER
 NO SCALE

ELECTRICAL SYMBOLS	
	Ceiling Outlet
	Lamp Receptacle
	Bracket Outlet
	Exit Light
	Power Outlet
	Baseboard Plug
	Vacuum Cleaning Outlet
	Floor Outlet
	Telephone Outlet
	Switch
	Key Switch
	Three Way Switch
	Fire Alarm
	Push Button
	Program Bell

HEATING & PLUMBING SYMBOLS	
	Hose Rack
	Stationary Vacuum Cleaner
	Emergency Gas
	Compound Thermostat
	Rain Leader
	Wall Washer

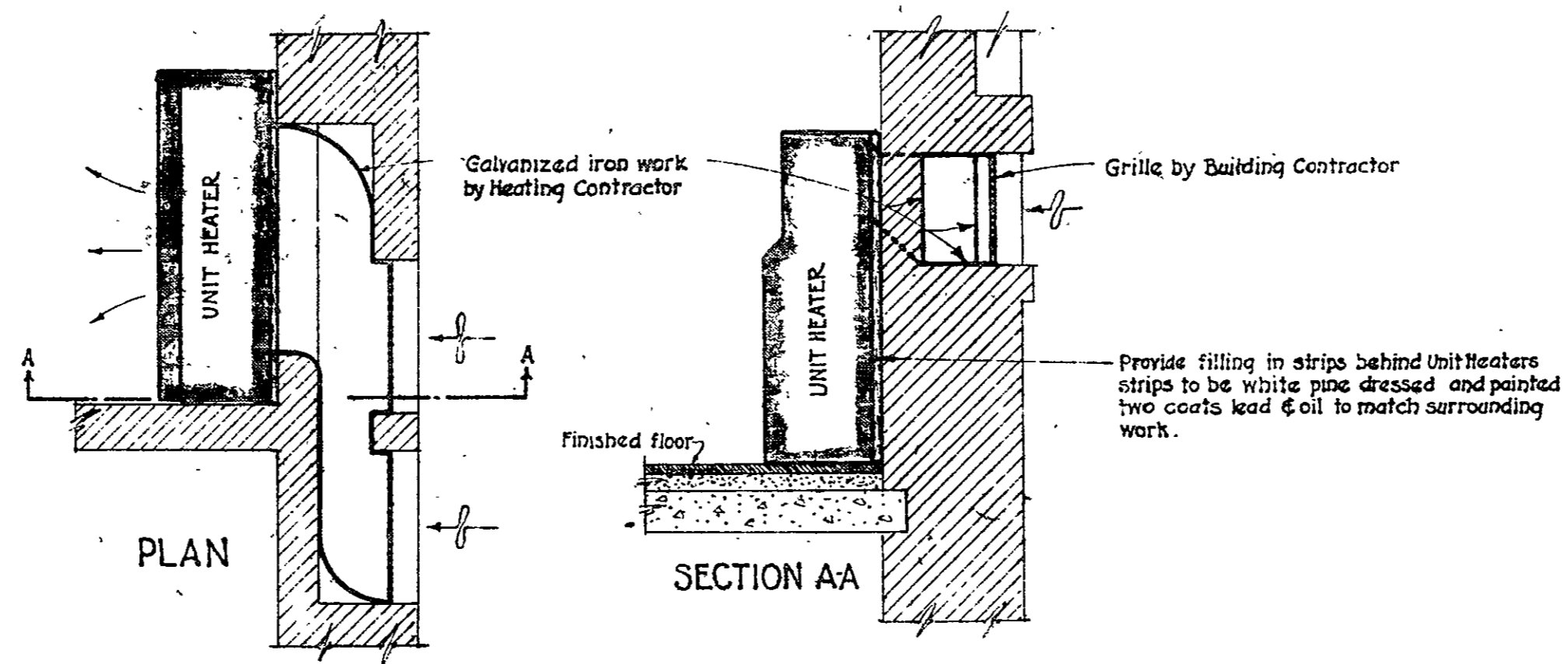
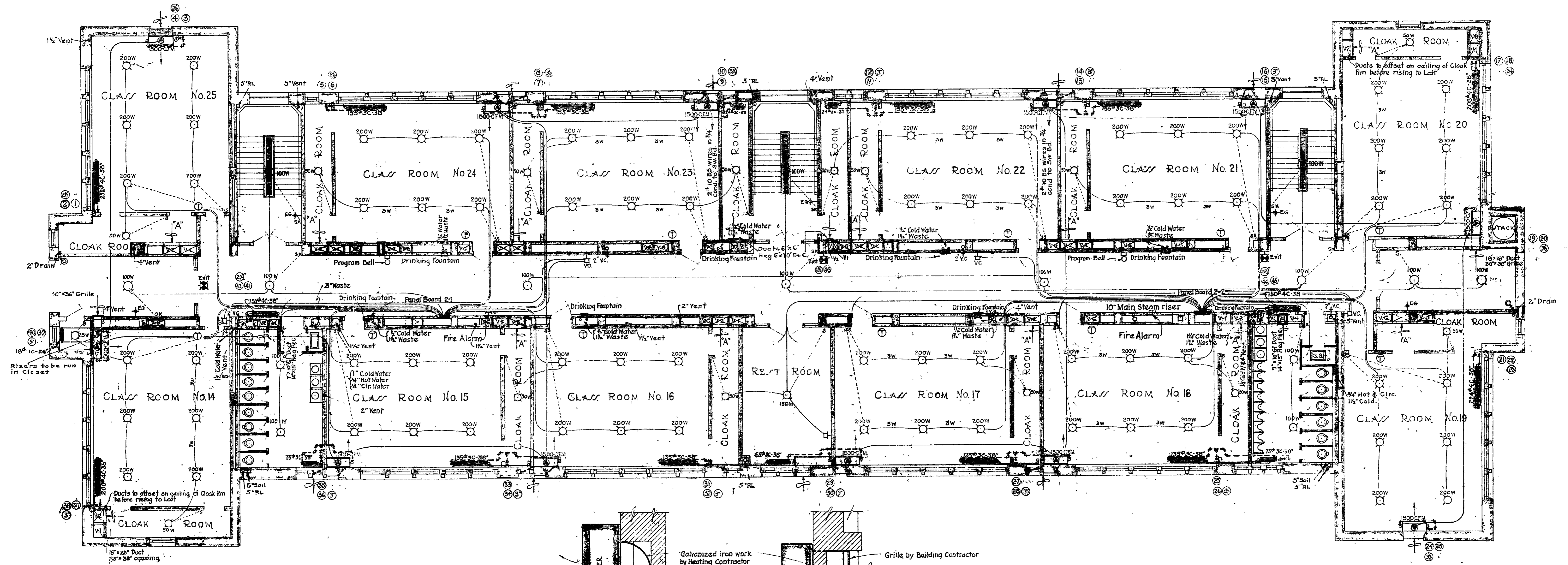
NOTE ALL CONTRACTS
 All piping, conduits etc to offset as required
 to clear copboards.

HON. WILLIAM F. BROENING • MAYOR •
 HENRY G. PERRING • CHIEF ENGINEER •
 APPROVED •
 PRES. BOARD OF SCHOOL COMM •
 SUPERVISING ENGINEER •
 CHIEF ENGINEER OF BALTO •

CONTROL NUMBER: 010022110100M00100124 INCH

HAMPDEN - WOODBERRY SCHOOL •
 THIRTY-SIXTH STREET - BALTIMORE - MD •
 FOR •
 THE MAYOR AND CITY COUNCIL OF •
 BALTIMORE •
 SCALE 1/8" = 1'-0"
 WM W. EMMART • ARCHITECT •
 C. L. REEDER • CONSULTING ENGINEER •

FILE NO. 236 • MECHANICAL PLANS • SHEET NO. 24
 SET NO. • FIRST FLOOR • SEPT 1922



FRESH AIR INLET TO UNIT HEATERS
SCALE 1/2" = 1'-0"

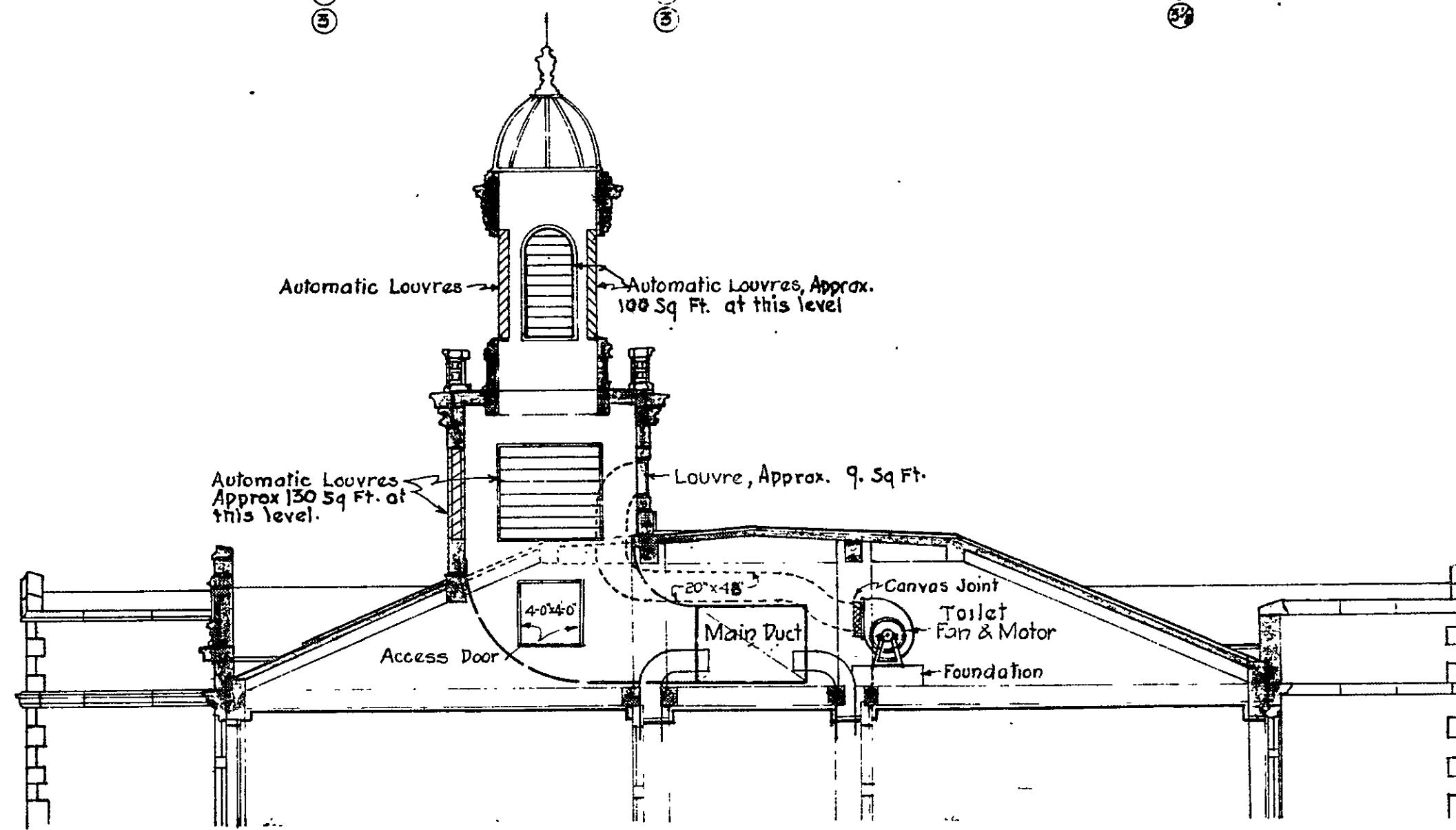
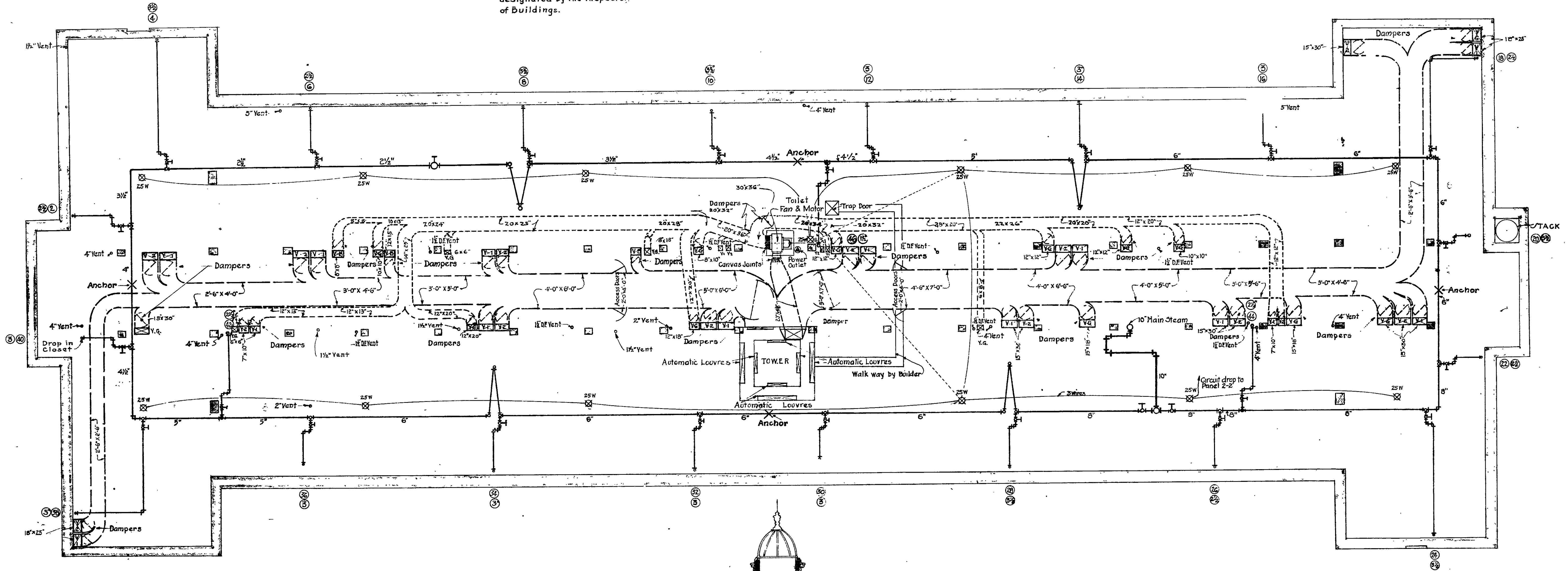
HON. WILLIAM F. BROENING • MAYOR
 HENRY G. PERRING • CHIEF ENGINEER

APPROVED

[Signature] PRES. BOARD OF SCHOOL COMM.
[Signature] SUPERVISING ENGINEER
[Signature] CHIEF ENGINEER OF BALTO.

CONTROL NUMBER 056221000M000025		
HAMPDEN - WOODBERRY SCHOOL THIRTY-SIXTH STREET - BALTIMORE - MD. FOR THE MAYOR AND CITY COUNCIL OF BALTIMORE WM.W. EMMART - ARCHITECT C.L. REEDER - CONSULTING ENGINEER		
FILE NO. 298 SET NO.	MECHANICAL PLANS SECOND FLOOR	SHEET NO. 25 SEPT 1922

NOTE
Vent pipes to be grouped together in
loft as directed and rise thru roof
at inconspicuous points, as will be
designated by the Inspector,
of Buildings.



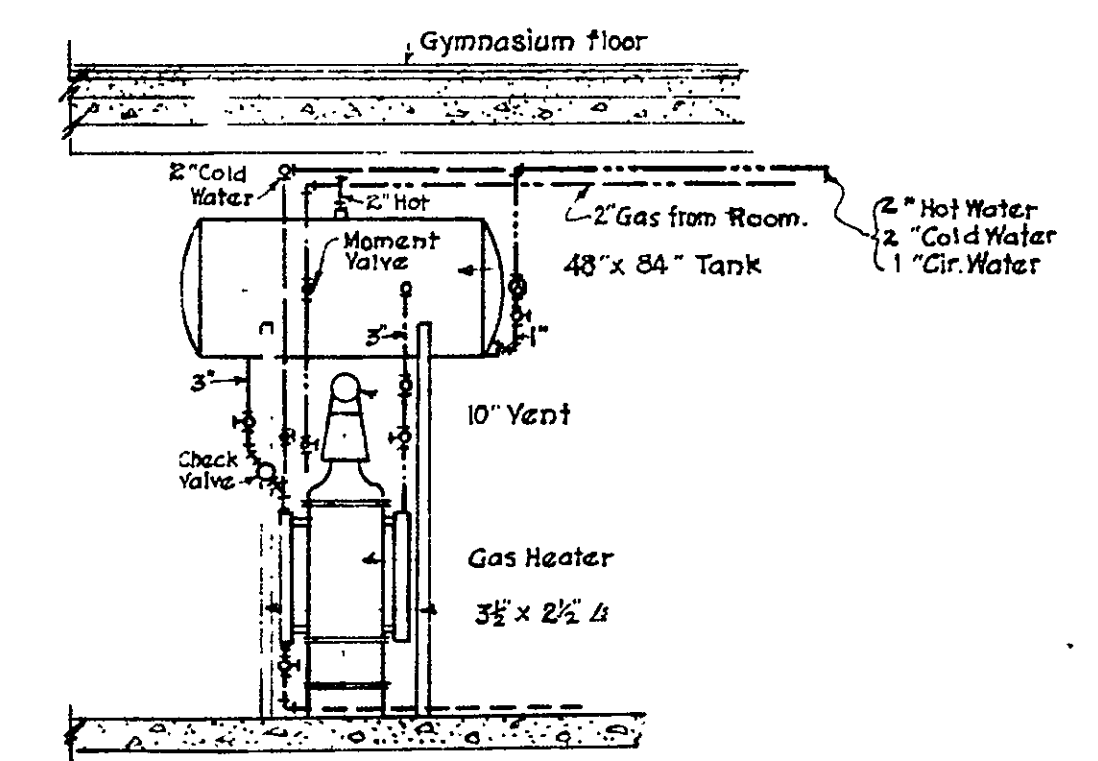
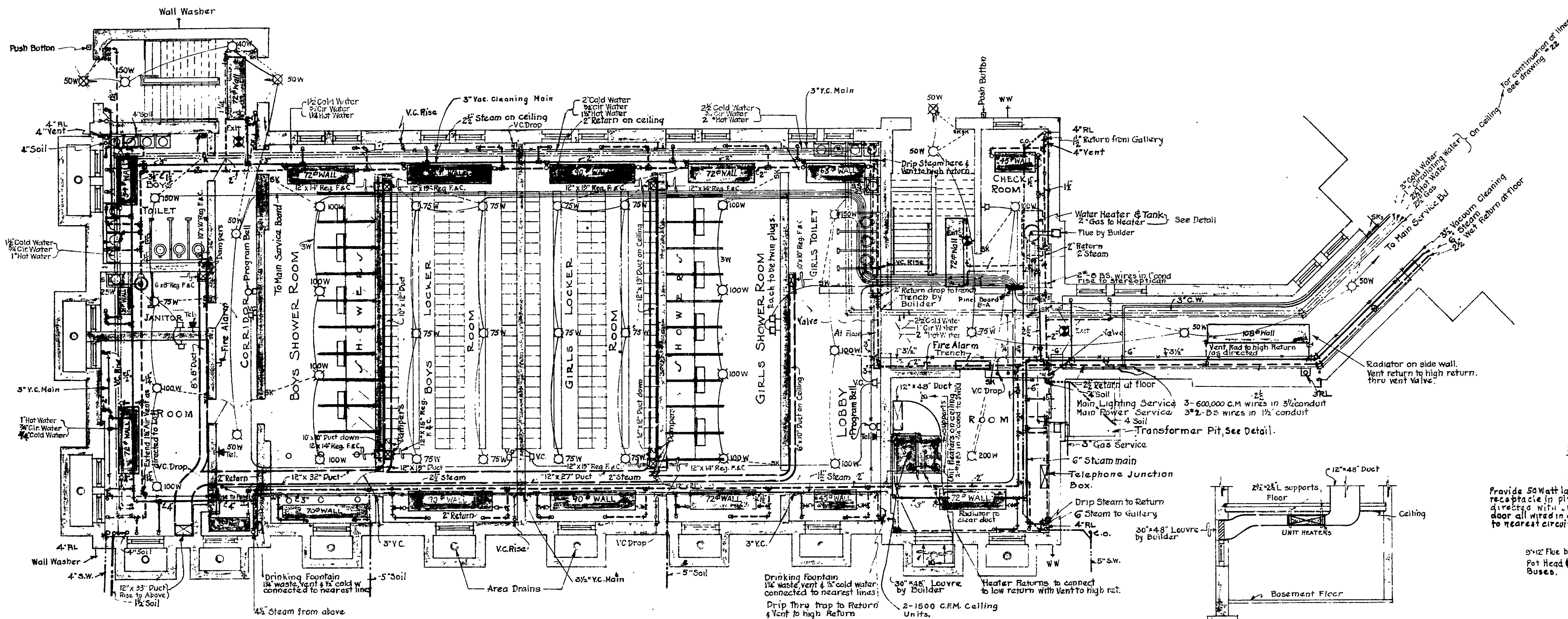
SECTION THRU LOFT & TOWER
SCALE 1/8"=1'-0"

HON. WILLIAM F. BROENING • MAYOR •
HENRY G. PERRING • CHIEF ENGINEER •
APPROVED •
PRES. BOARD OF SCHOOL COMM. •
SUPERVISING ENGINEER •
CHIEF ENGINEER OF BALTO. •

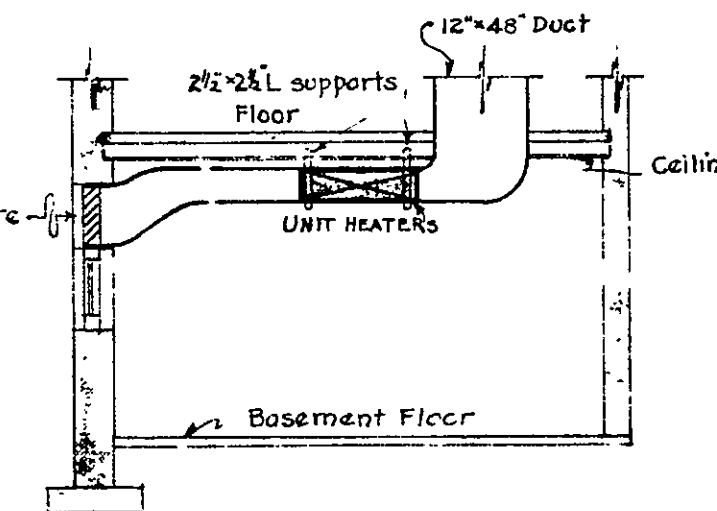
0562211000M000026

HAMPDEN - WOODBERRY SCHOOL •
THIRTY-SIXTH STREET • BALTIMORE, MD. •
FOR • THE MAYOR AND CITY COUNCIL OF •
BALTIMORE •
SCALE 1/8"=1'-0" • WM. W. EMMART • ARCHITECT •
C. L. REEDER • CONSULTING ENGINEER •
FILE NO. 298 • MECHANICAL PLANS • SHEET NO. 26 •
SET NO. • LOFT • SEPT 1922

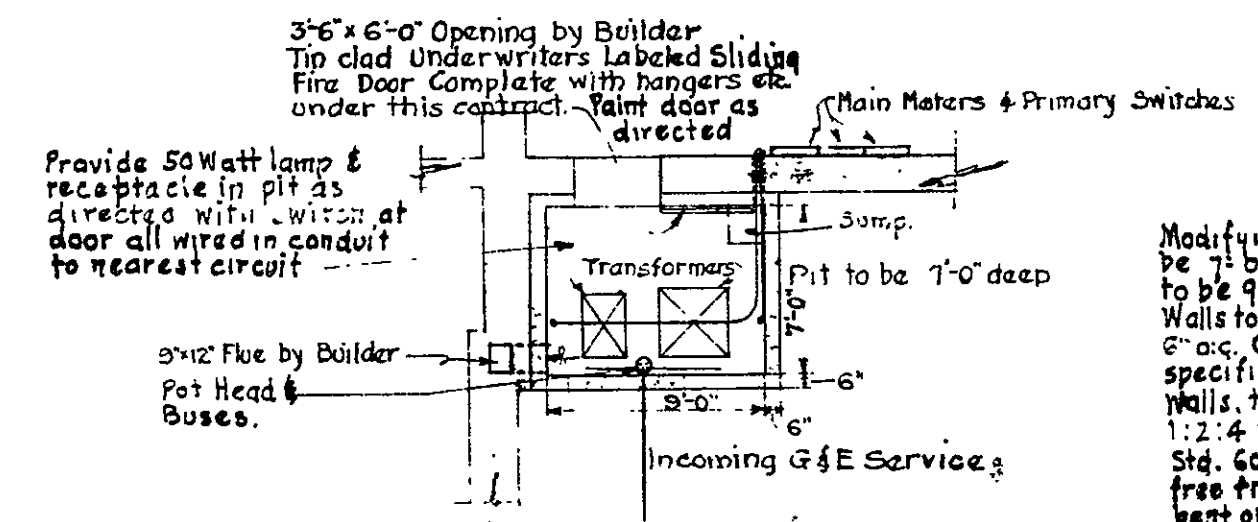
Note - For piping in toilet & shower room see drawing 51 and for connections to downspouts & valves see general plan



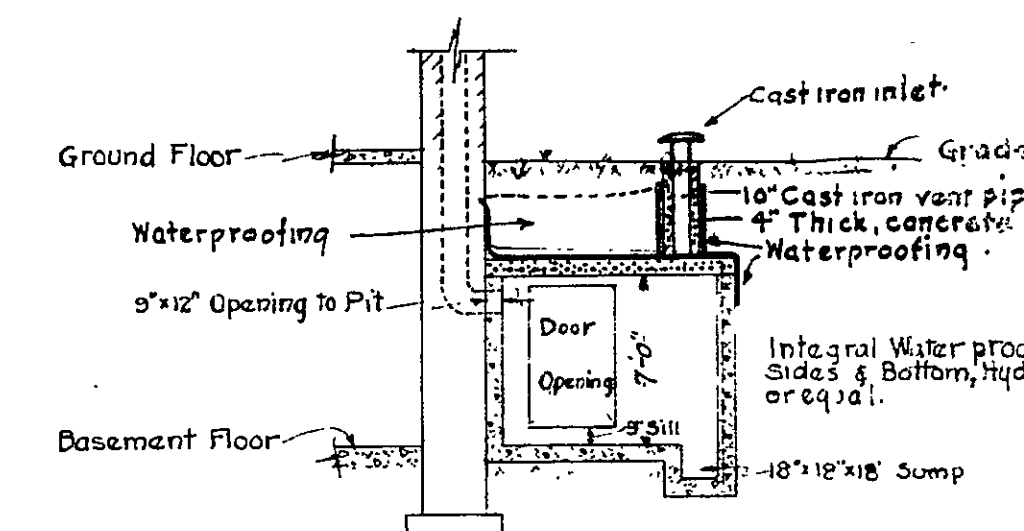
DETAIL OF HOT WATER HEATER & TANK
NO SCALE



SECTION B-B



PLAN TRANSFORMER PIT



SECTION

CONTR. NO. 05622110010M0000027

HON. WILLIAM F. BROENING • MAYOR •
HENRY G. PERLING • CHIEF ENGINEER •

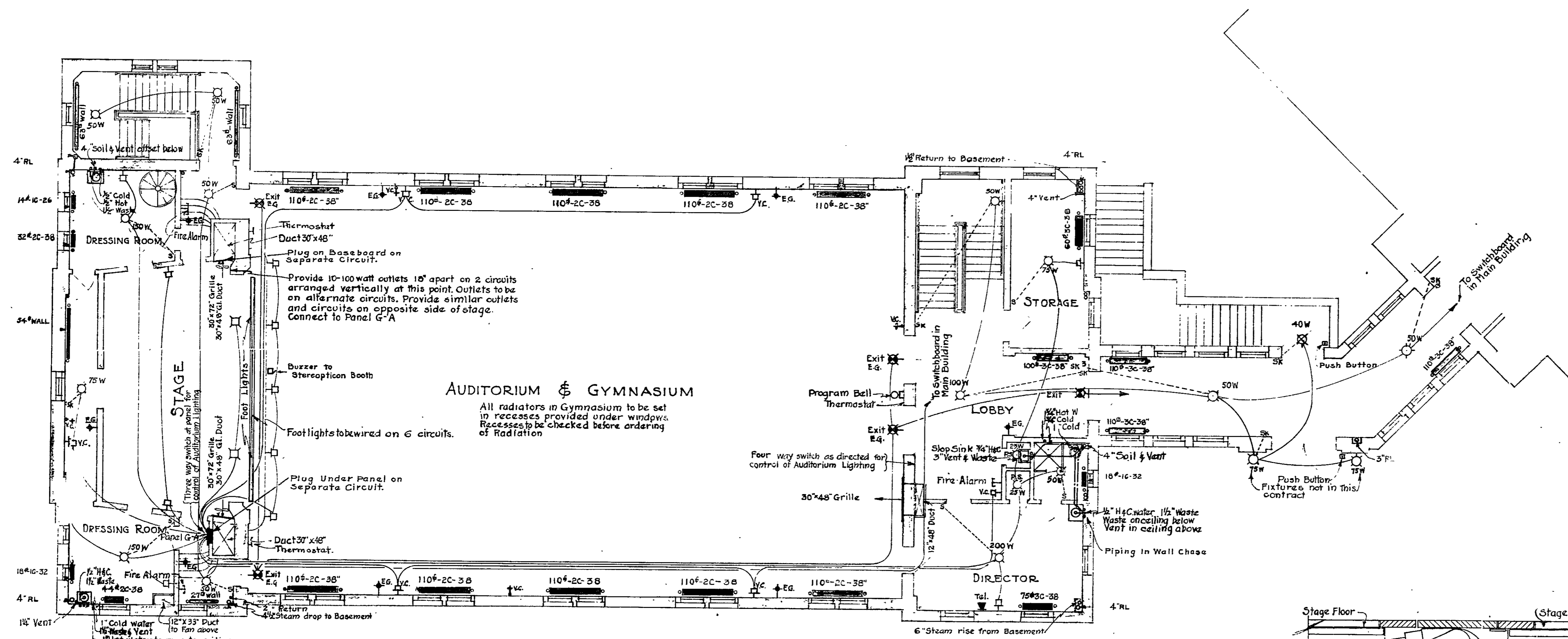
APPROVED

[Signature] PRES. BOARD OF SCHOOL COMM.
[Signature] SUPERVISING ENGINEER
[Signature] CHIEF ENGINEER OF BALTO.

HAMPDEN - WOODBERRY SCHOOL •
THIRTY-SIXTH STREET • BALTIMORE, MD •
FOR THE MAYOR AND CITY COUNCIL OF BALTIMORE •
WM. W. EMMART • ARCHITECT •
C. L. REEDER • CONSULTING ENGINEER •

SCALE 1/8" = 1'-0"

FILE NO. 298 • MECHANICAL PLANS • SET NO. 27
SEPT 1922

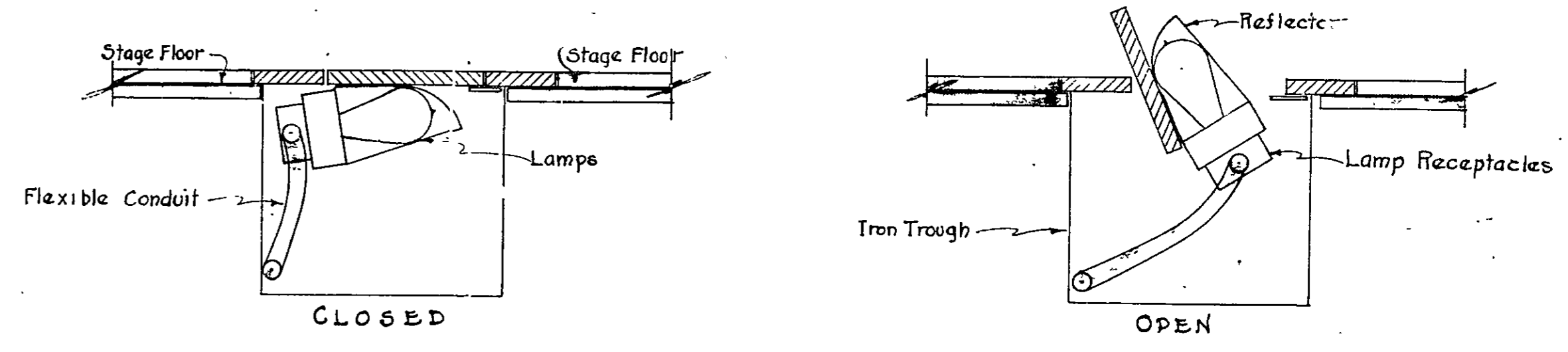


AUDITORIUM & GYMNASIUM

All radiators in Gymnasium to be set in recesses provided under windows. Recesses to be checked before ordering of Radiation

NOTE
Ceiling Radiators in Auditorium to be controlled by one thermostat, alternate. Radiators on each side by second thermostat and remaining radiators by third thermostat.

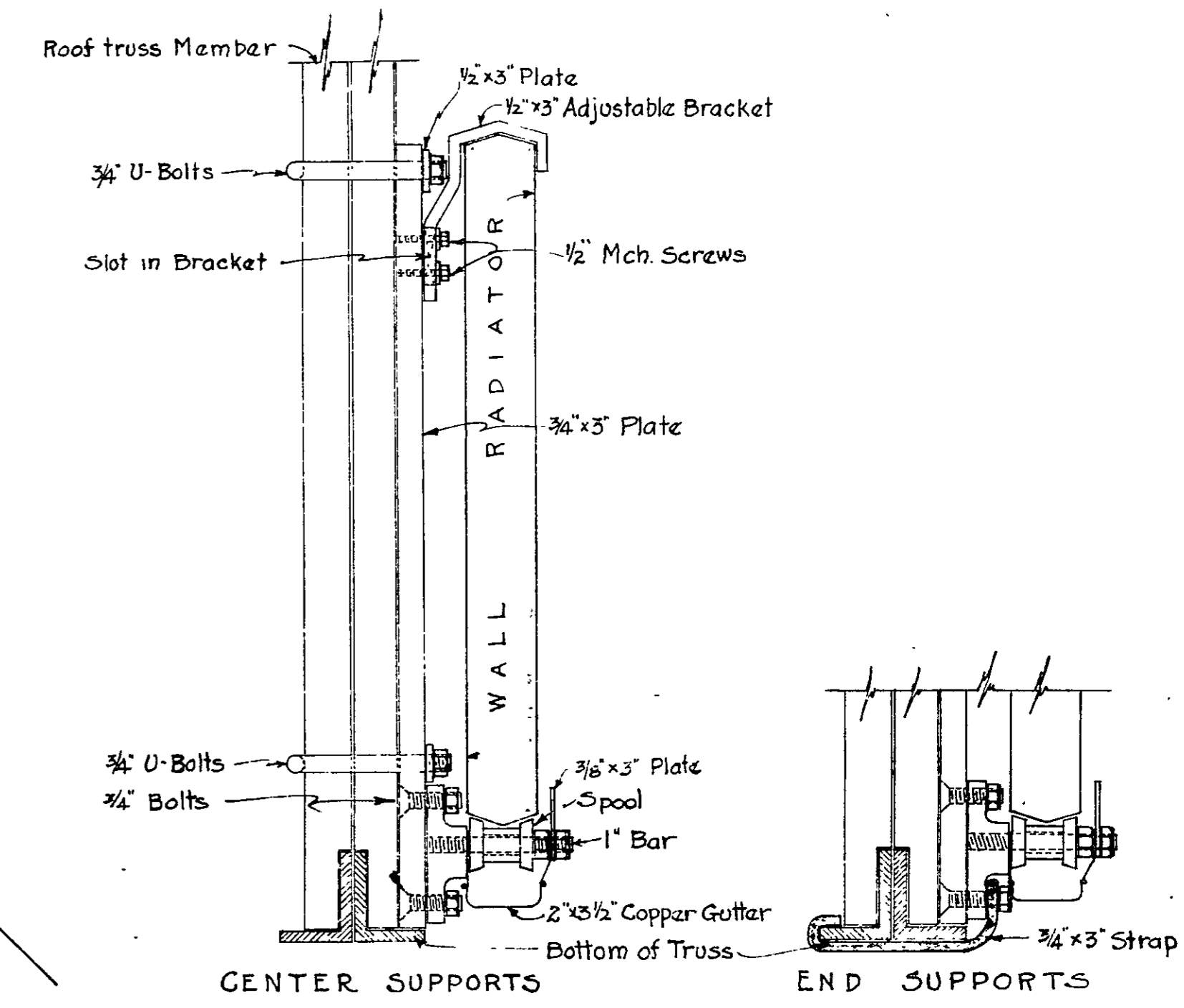
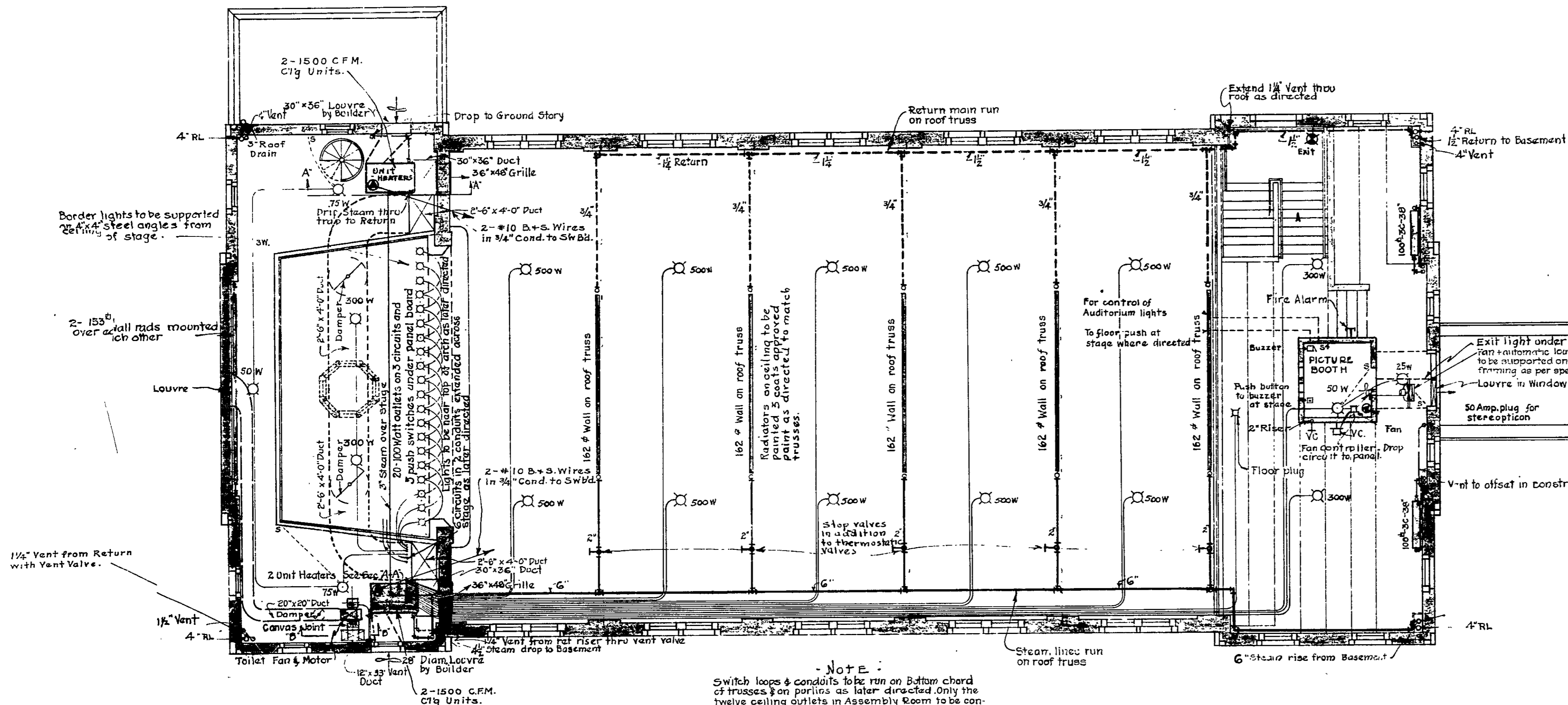
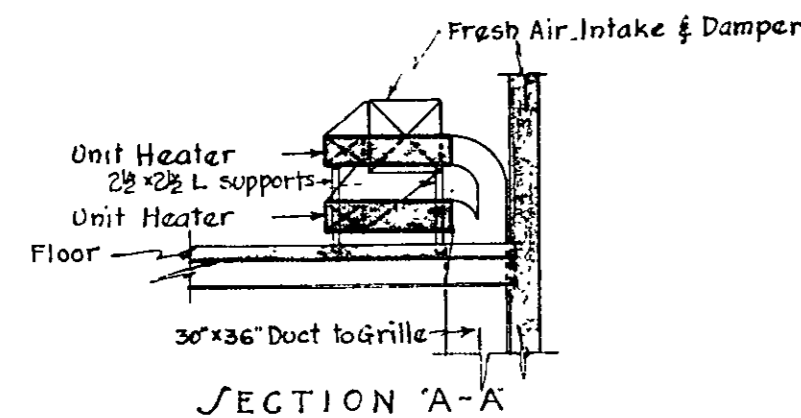
PLUMBING CONTRACT
Provide under shower at Directors Room lead pan extending entirely under stall & extending up sides a distance of 6". Lead to weigh 5 lbs. per sq. ft. with rolled sides & all joints watertight. Pan to be set in cement-grout & provided with caulked joint to shower drain. Drain in this stall to be Josam or equal with double connections, draining lead pan & shower proper. Drain to have extension fittings for caulking of lead pan to same



SECTION THRU FOOT LIGHTS
NO SCALE

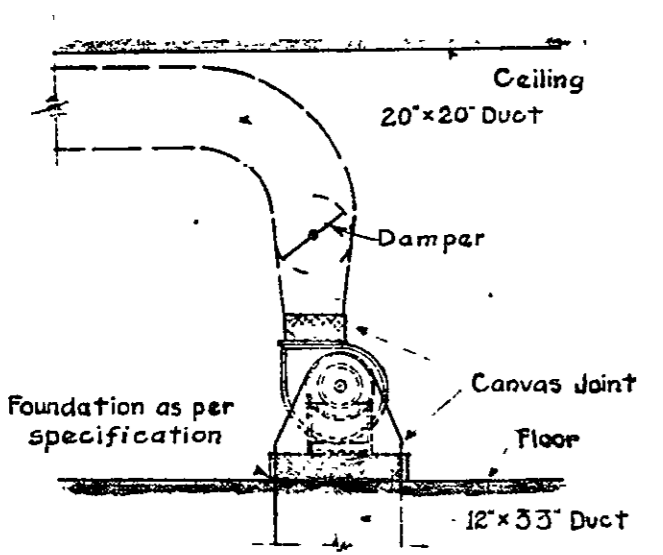
WILLIAM F. BROENING • MAYOR
 JRY • G. PERRING • CHIEF ENGINEER
 PRES. BOARD OF SCHOOL COMM.
 SUPERVISING ENGINEER
 CHIEF ENGINEER OF BALTO.

056221000M0000028		
HAMPDEN - WOODBERRY SCHOOL THIRTY-SIXTH STREET - BALTIMORE, MD. FOR THE MAYOR AND CITY COUNCIL OF BALTIMORE WM. W. EMMART ARCHITECT C. L. REEDER CONSULTING ENGINEER		
FILE NO. 298 SET NO.	MECHANICAL PLANS GROUND FLOOR	SHEET NO. 28 SEPT 1922

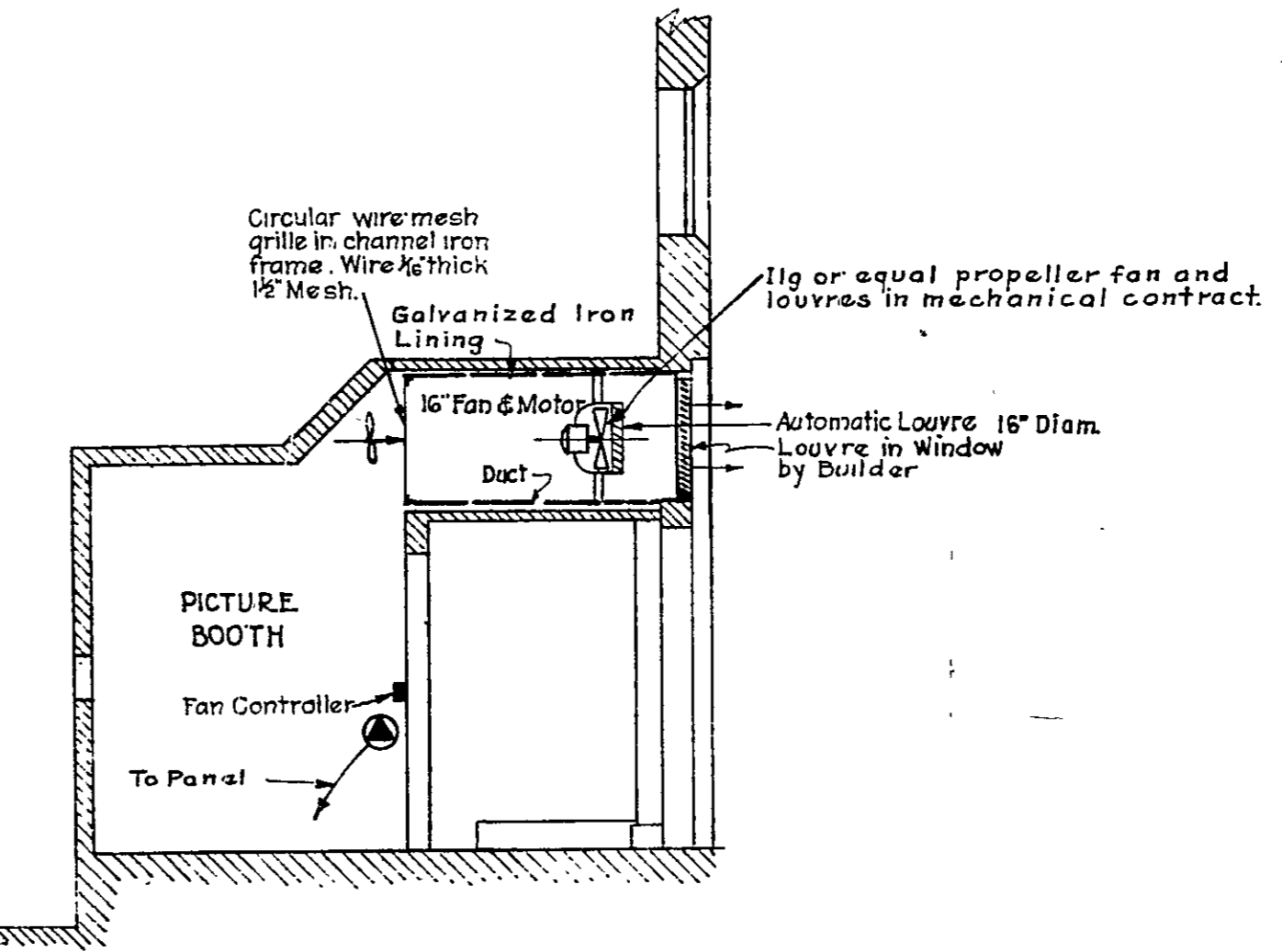


DETAIL OF RADIATOR SUPPORTS ON ROOF TRUSSES
SCALE 2"=1'-0"

NOTE
Radiators on Roof Trusses to have three supports each.



SECTION B-B
Scale 1/4"=1'-0"



SECTION THRU PICTURE BOOTH
SCALE 1/4"=1'-0"

NOTE:
Switch loops & conduits to be run on bottom chord of trusses for panels as later directed. Only the twelve ceiling outlets in Assembly Room to be controlled by remote control switch.

NOTE - LIGHTING FIXTURE CONTRACT
Ten Lighting fixtures in Assembly Hall Ceiling to have approved detachable wire mesh guards. Same to be constructed of 1/8" Diameter Steel wire as directed and to be of such size and so supported as to be rigid and allow space of 1/4" clearance on all parts of glassware. Guards to be continuous across top, sides and bottom of fixture.

HON. WILLIAM F. BROENING - MAYOR
HENRY G. PERRING - CHIEF ENGINEER

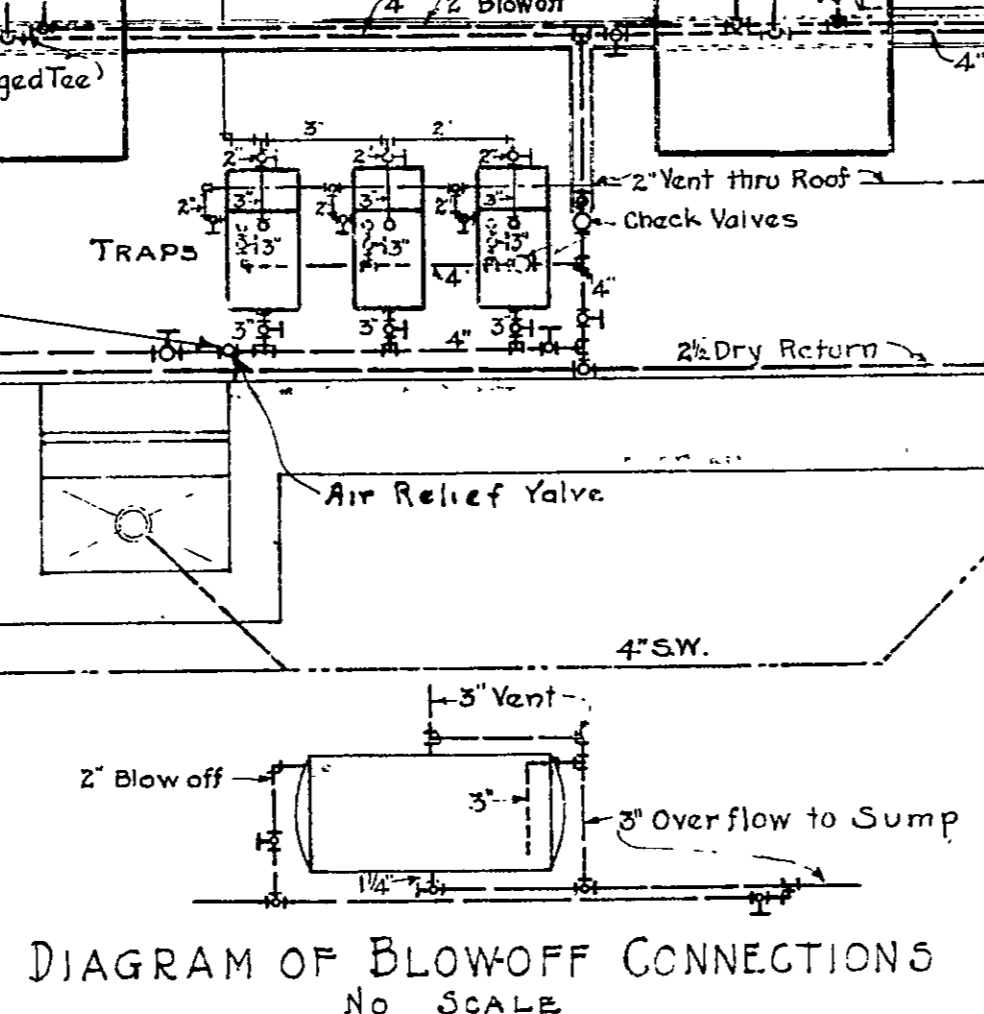
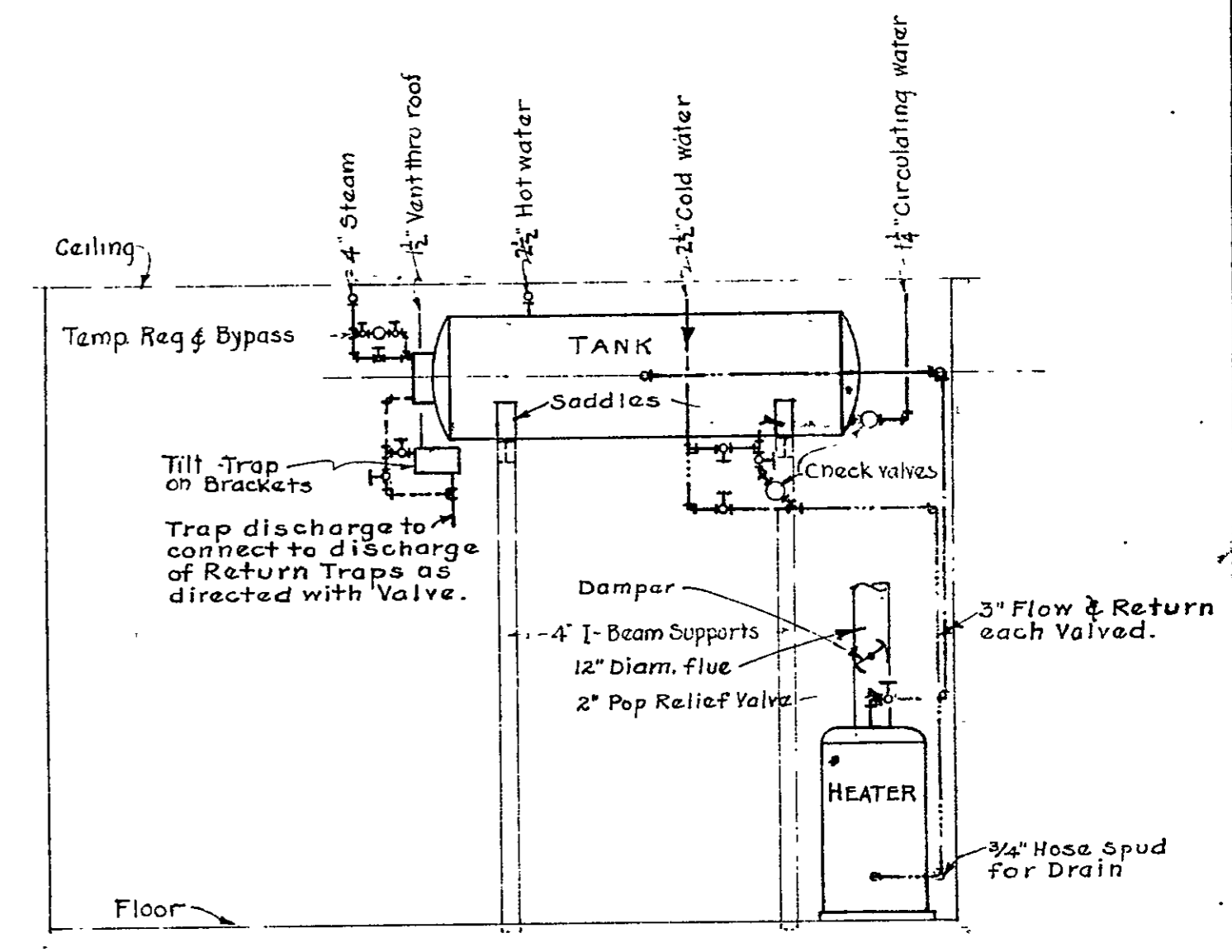
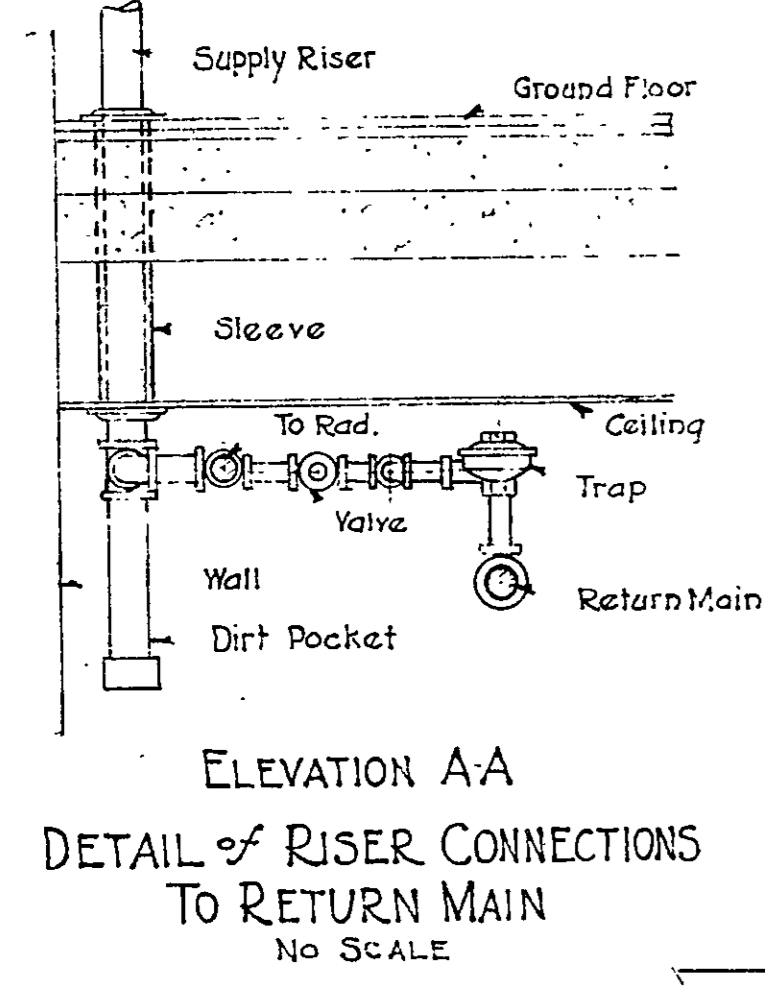
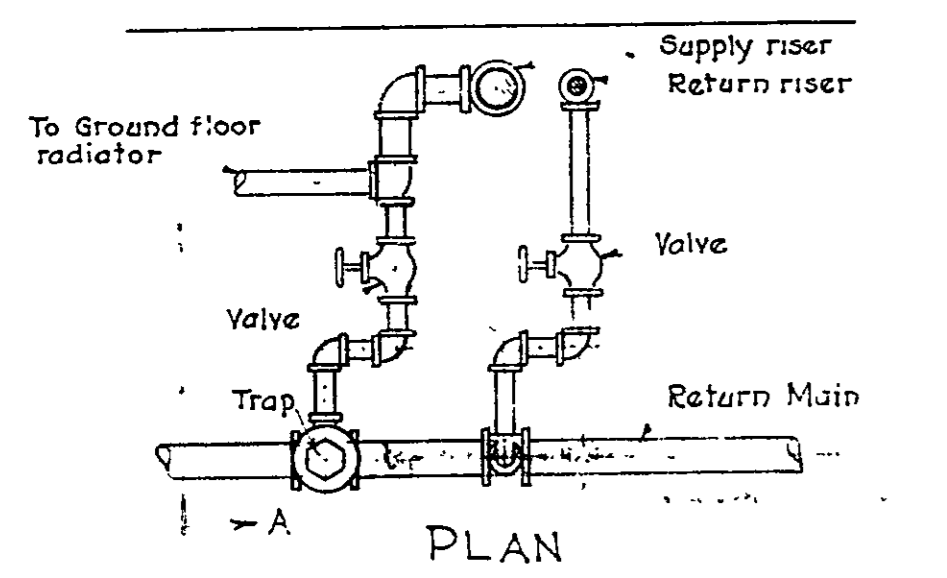
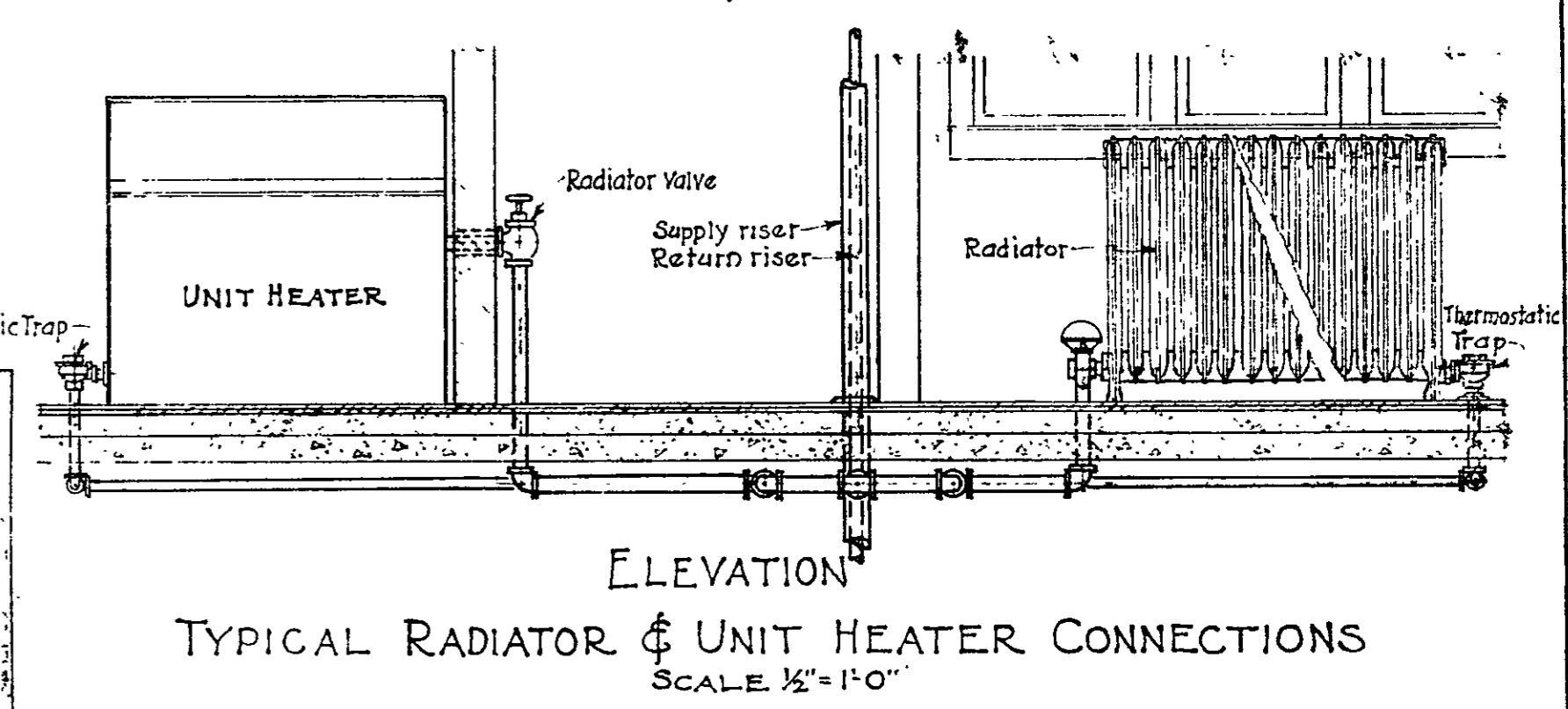
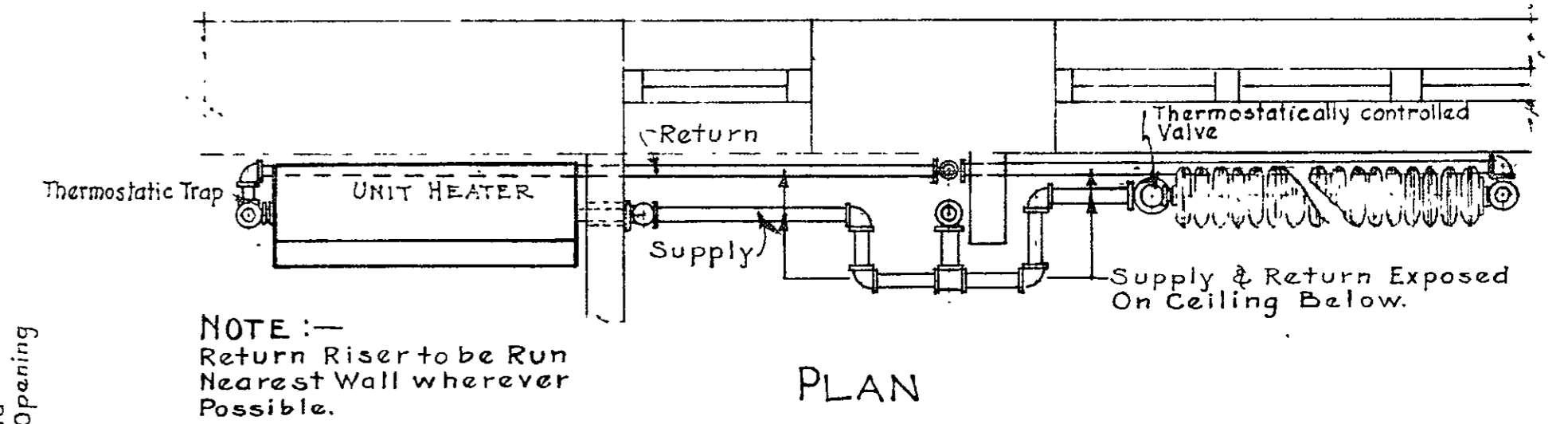
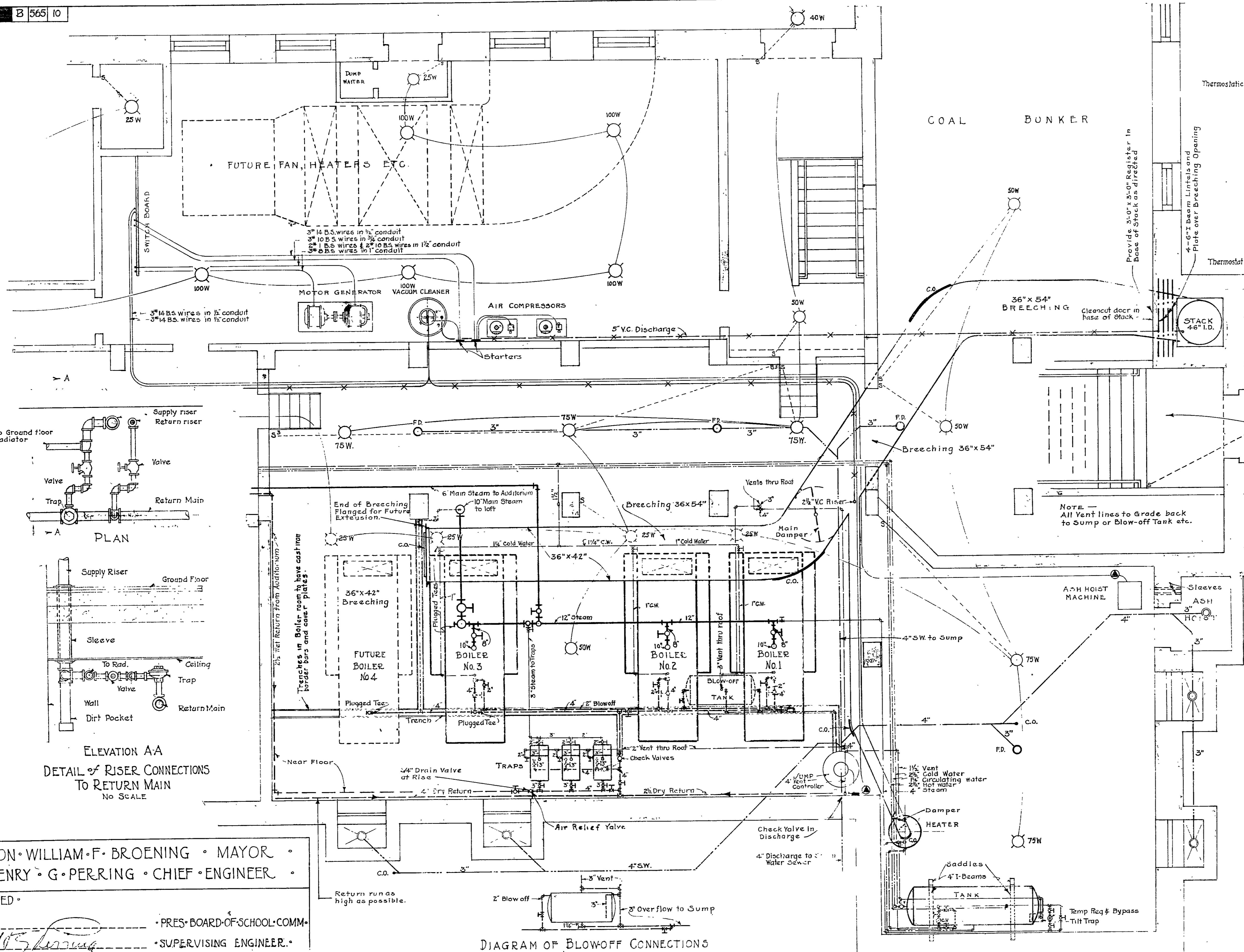
APPROVED:

W. E. Perry
PRES. BOARD OF SCHOOL COMM.
SUPERVISING ENGINEER
CHIEF ENGINEER OF BALTO.

0562211000M0000129

HAMPDEN - WOODBERRY SCHOOL
THIRTY-SIXTH STREET - BALTIMORE, MD.
FOR THE MAYOR AND CITY COUNCIL OF BALTIMORE
WM. W. EMMART - ARCHITECT
C. L. REEDER - CONSULTING ENGINEER

FILE NO. 298 MECHANICAL PLANS BALCONY FLOOR SHEET NO. 29
SET NO. SEPT 1922



HON. WILLIAM F. BROENING, MAYOR
 HENRY G. PERRING, CHIEF ENGINEER

APPROVED

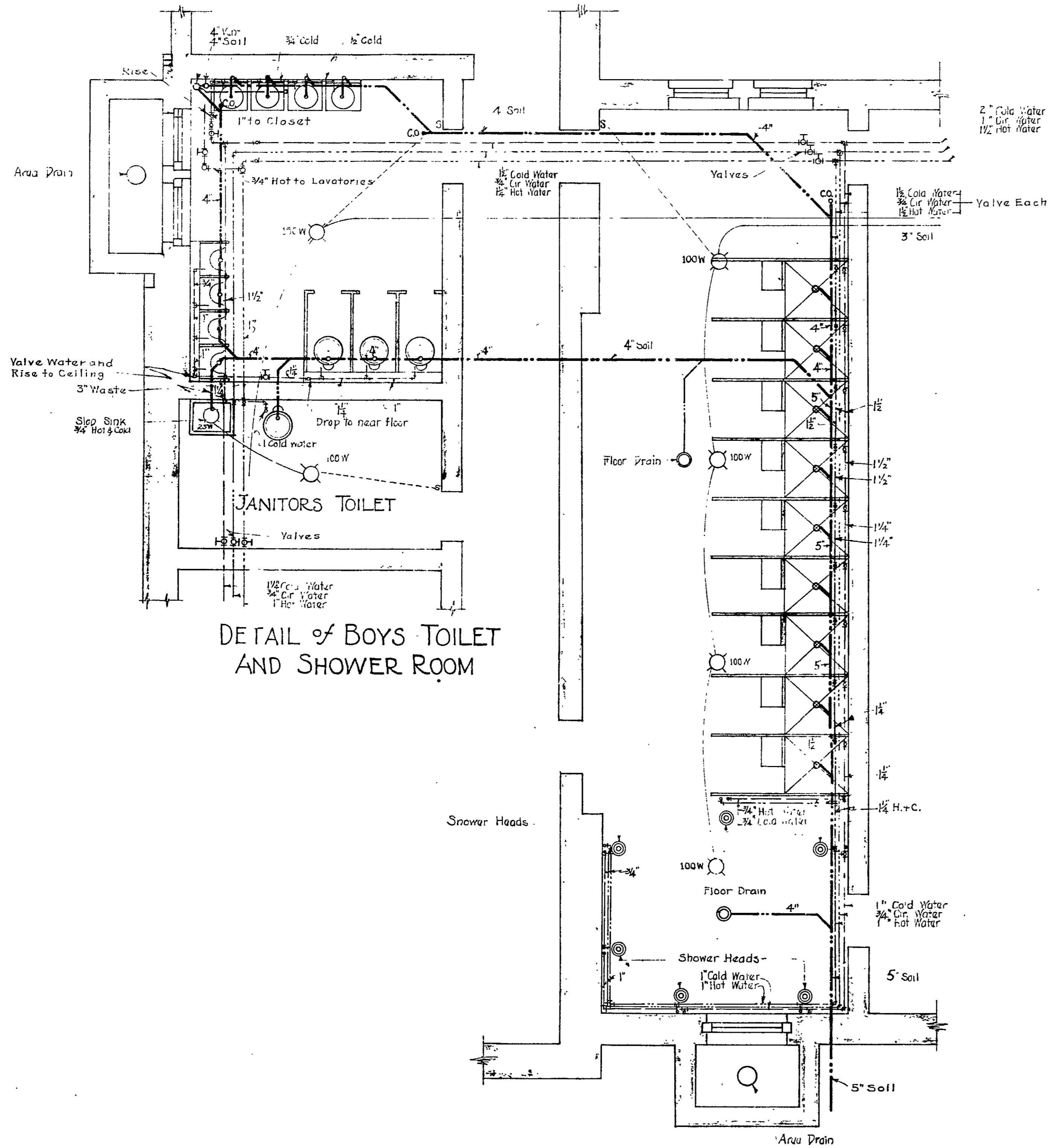
PRES. BOARD OF SCHOOL COMM.
 SUPERVISING ENGINEER
 CHIEF ENGINEER OF BALTO.

HAMPDEN - WOODBERRY SCHOOL
 THIRTY-SIXTH STREET - BALTIMORE - MD.
 FOR THE MAYOR AND CITY COUNCIL OF BALTIMORE

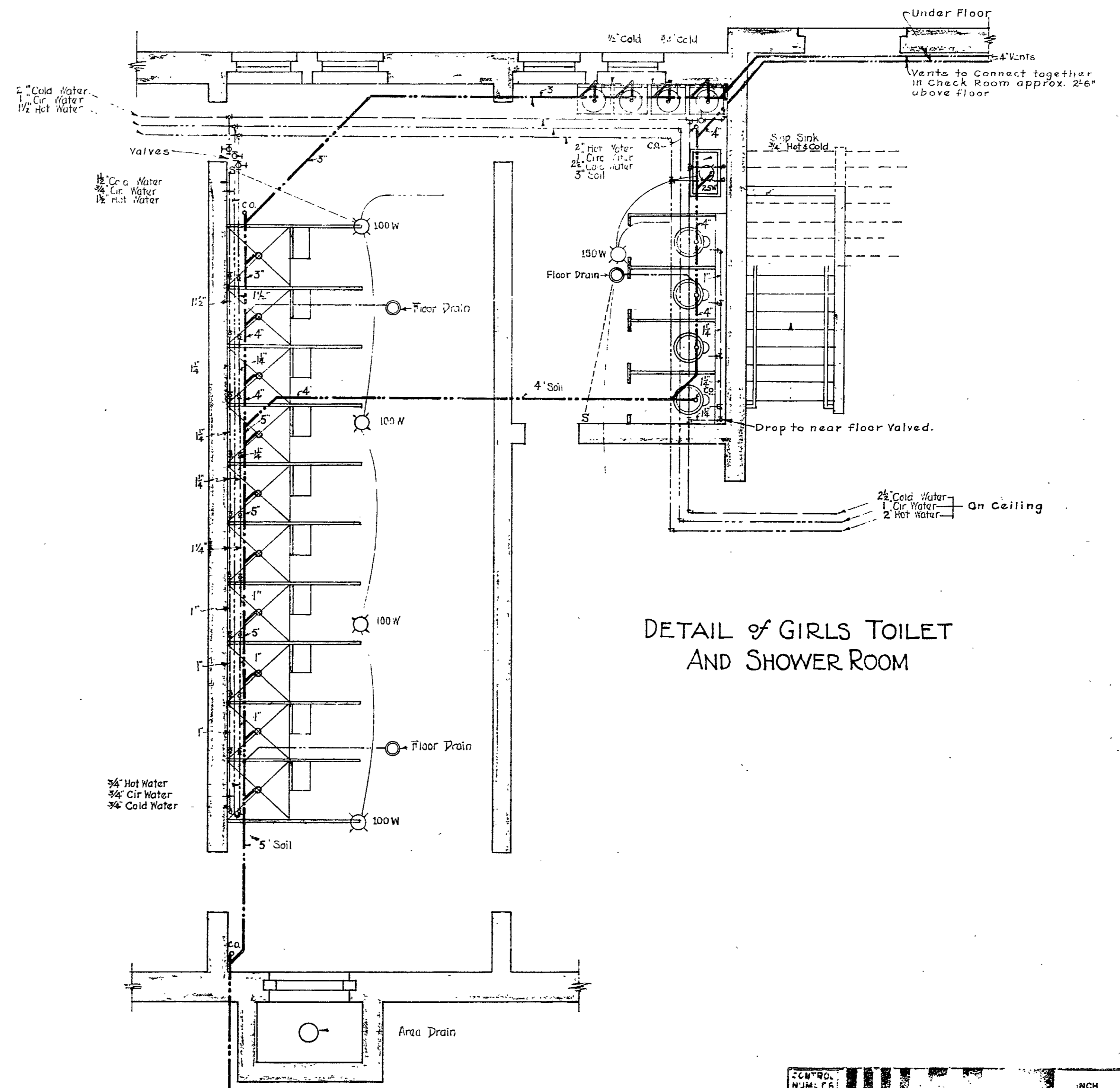
WM. W. EMMART, ARCHITECT
 C. L. REEDER, CONSULTING ENGINEER

SCALE 1/4" = 1'-0"

FILE NO. 298 MECHANICAL PLANS SHEET NO. 30
 SET NO. BASEMENT SEPT 1922



DETAIL OF BOYS TOILET AND SHOWER ROOM



DETAIL OF GIRLS TOILET AND SHOWER ROOM

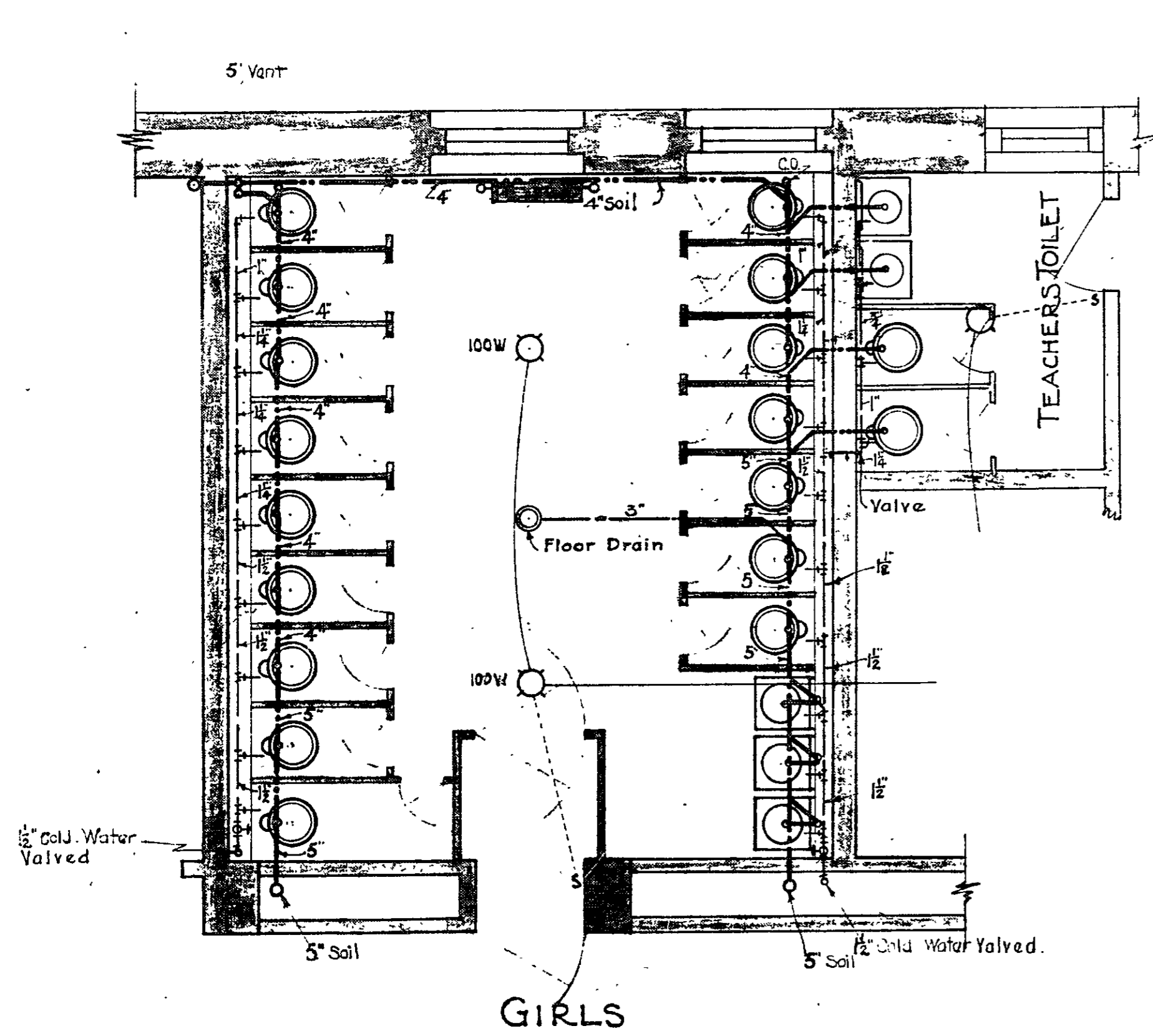
HON. WILLIAM F. BROENING, MAYOR
 HENRY G. PERRING, CHIEF ENGINEER

APPROVED

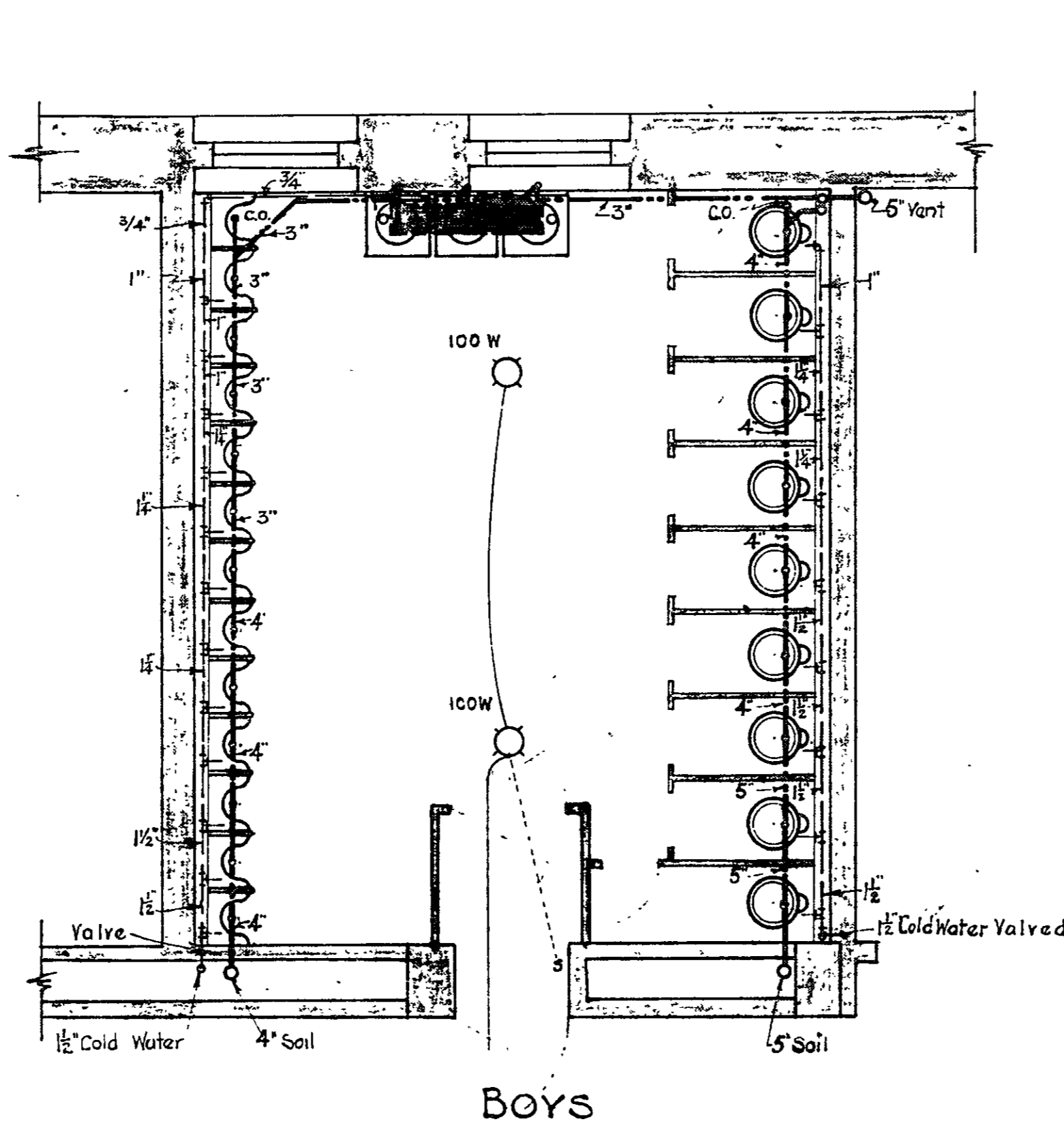
W. Broening
 PRES. BOARD OF SCHOOL COMM.
H. G. Perring
 SUPERVISING ENGINEER
 CHIEF ENGINEER OF BALTO.

05622110100101001031

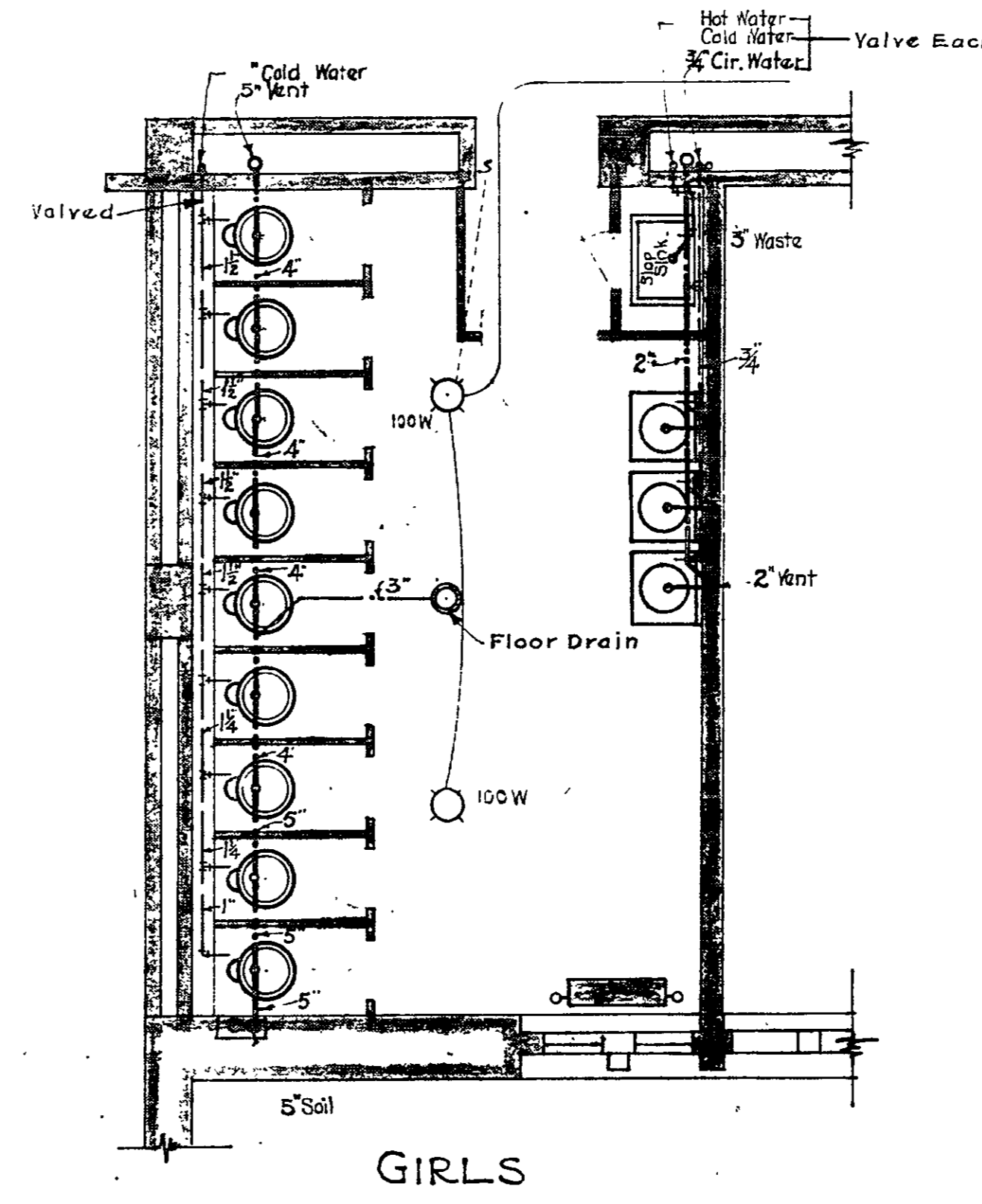
HAMPDEN - WOODBERRY SCHOOL
 THIRTY-SIXTH STREET - BALTIMORE - MD.
 FOR THE MAYOR AND CITY COUNCIL OF BALTIMORE
 WM. W. EMMART, ARCHITECT
 C. L. REEDER, CONSULTING ENGINEER
 SCALE 1/4" = 1'-0"
 FILE NO. 298 MECHANICAL PLANS SHEET NO. 31
 SET NO. DETAIL SHEET SEPT 1922



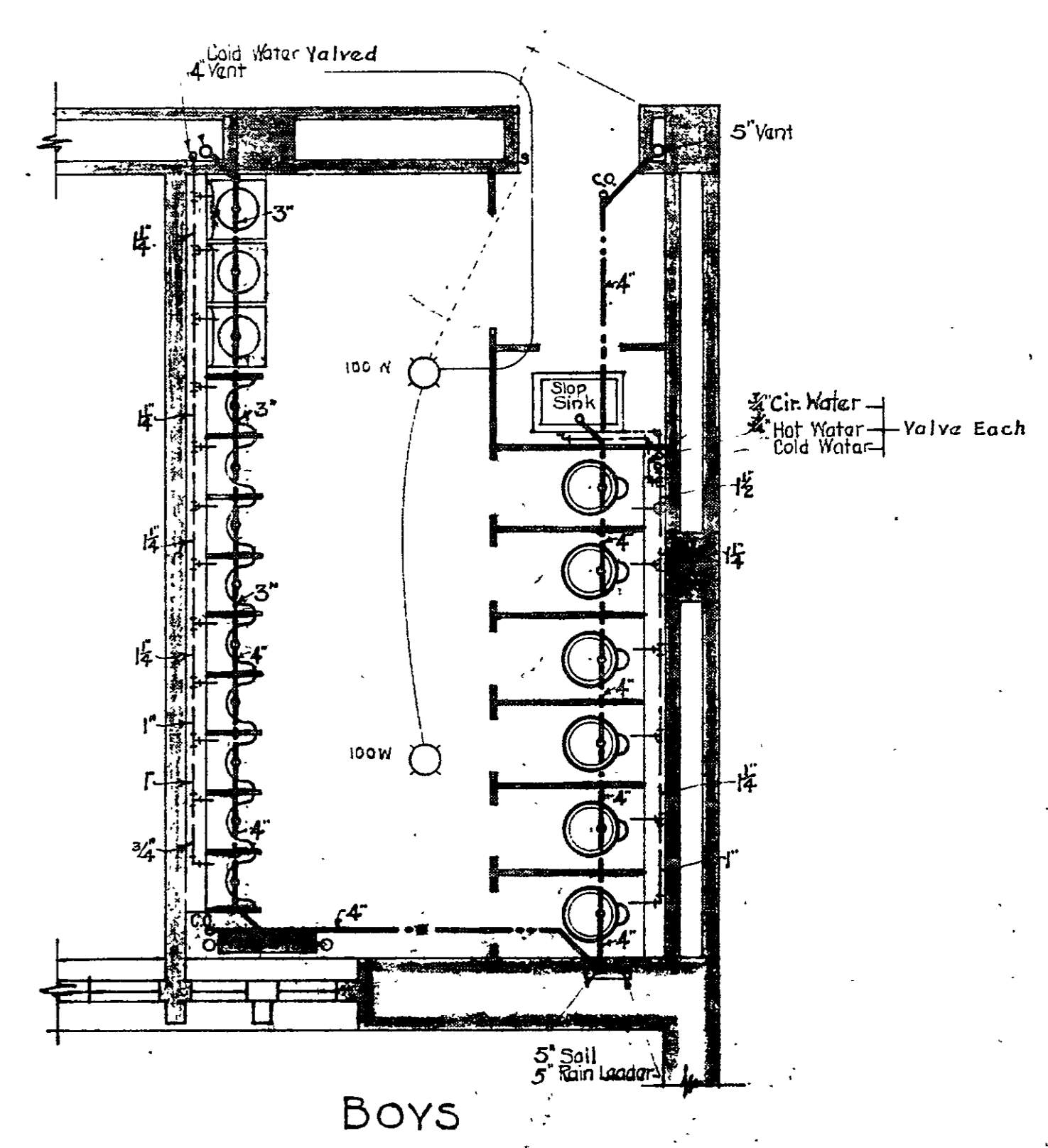
DETAILS OF TOILETS GROUND FLOOR



BOYS

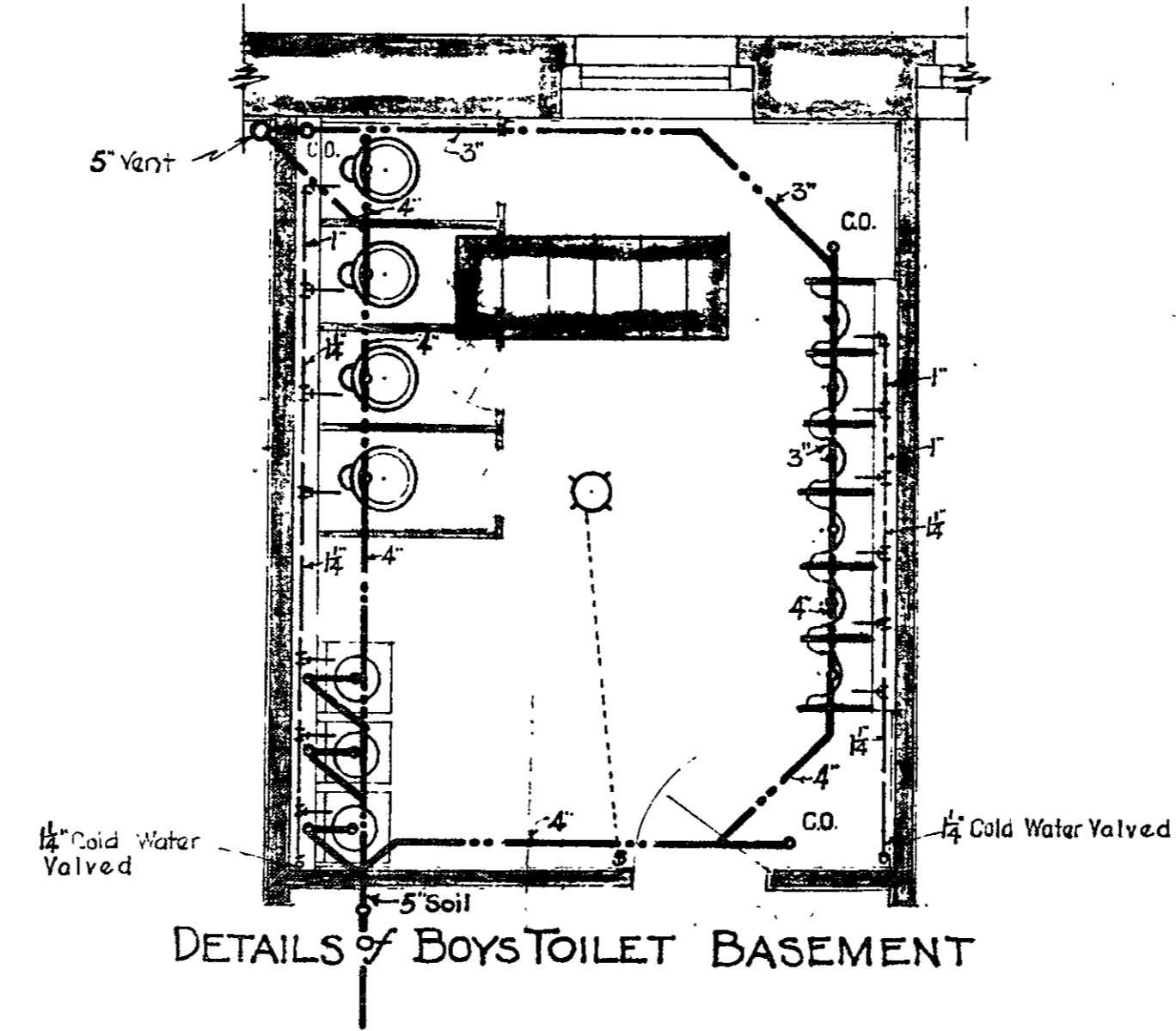


GIRLS



BOYS

DETAILS OF TOILETS 1ST AND 2ND FLOORS



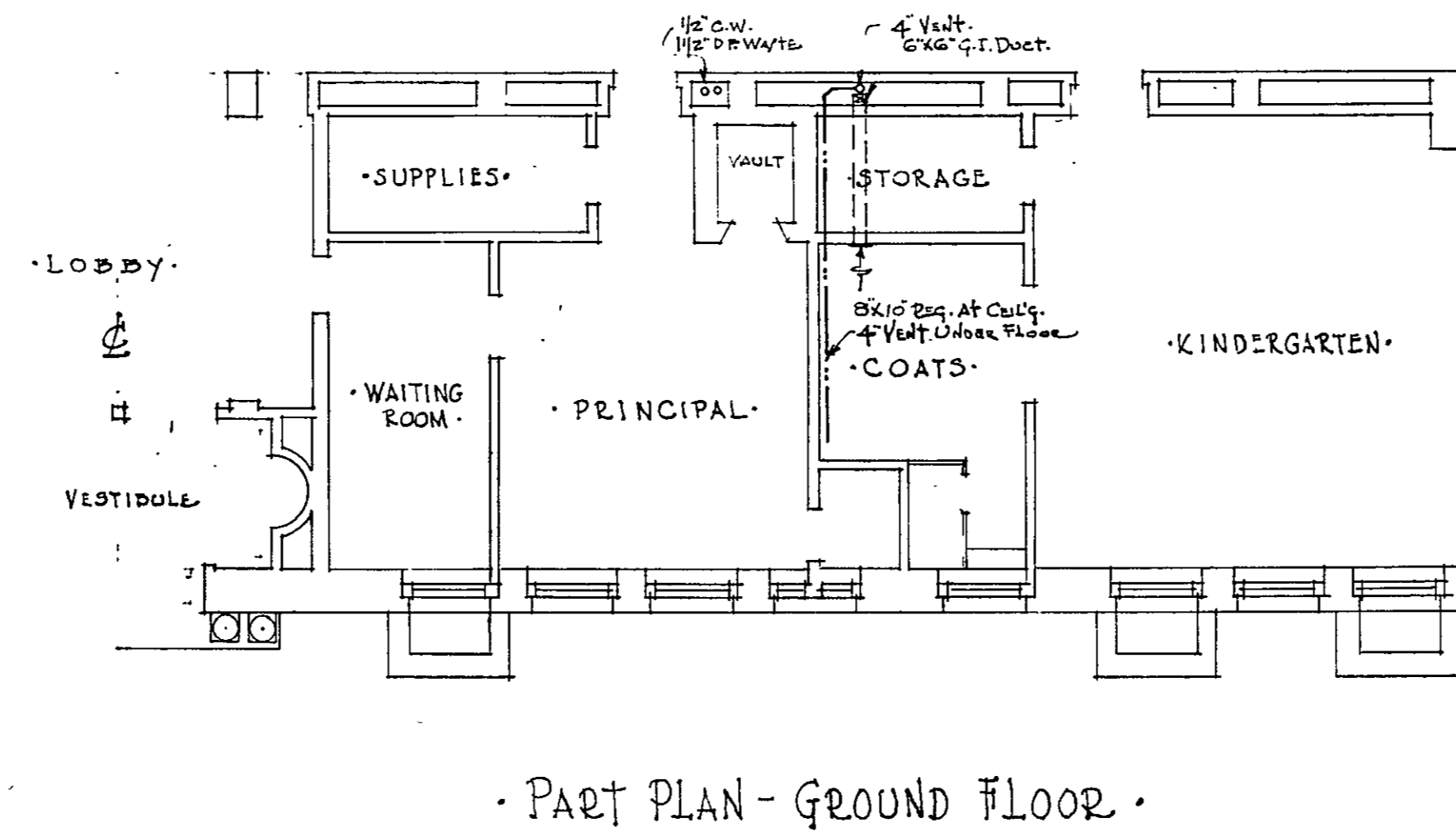
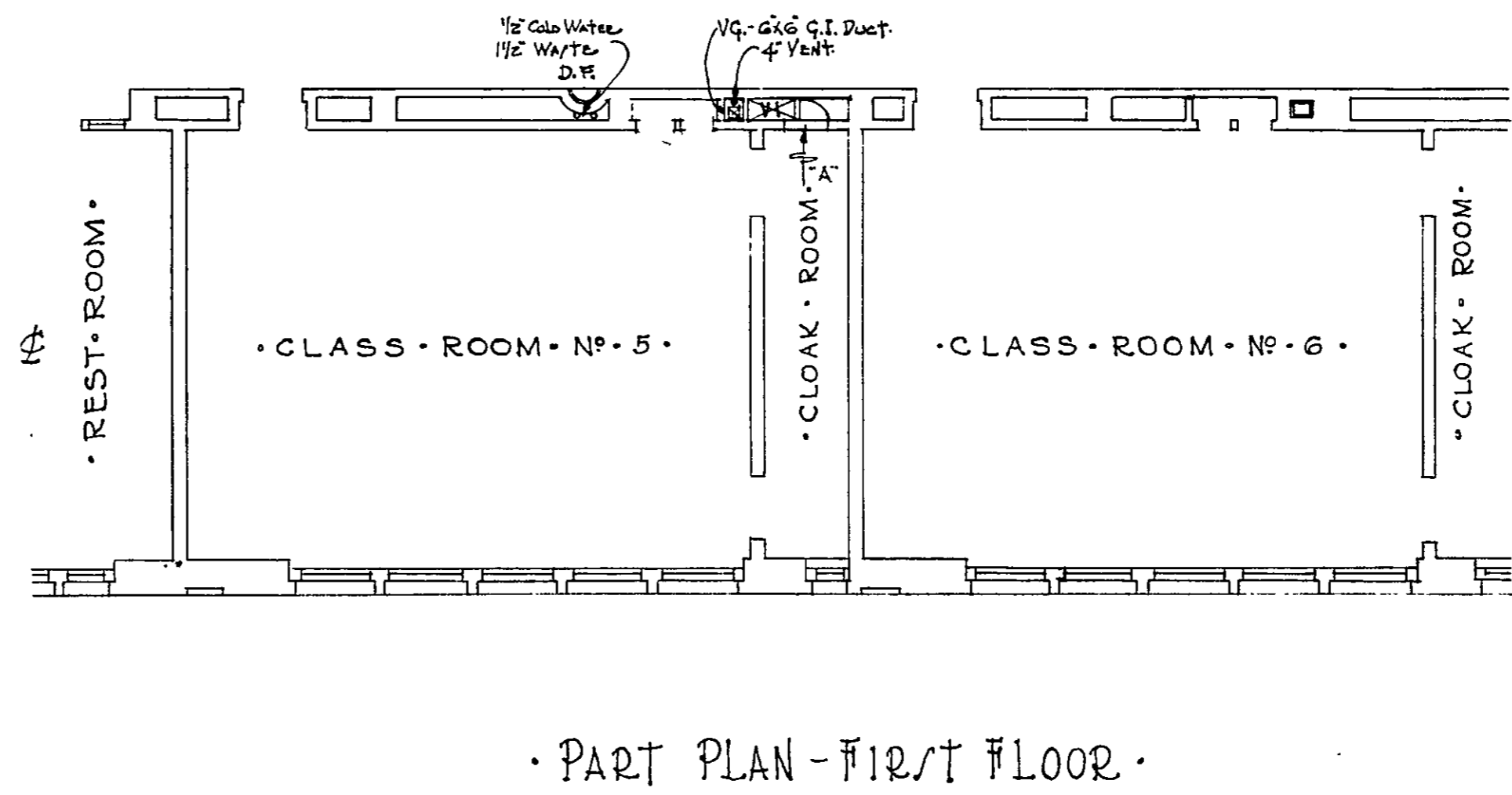
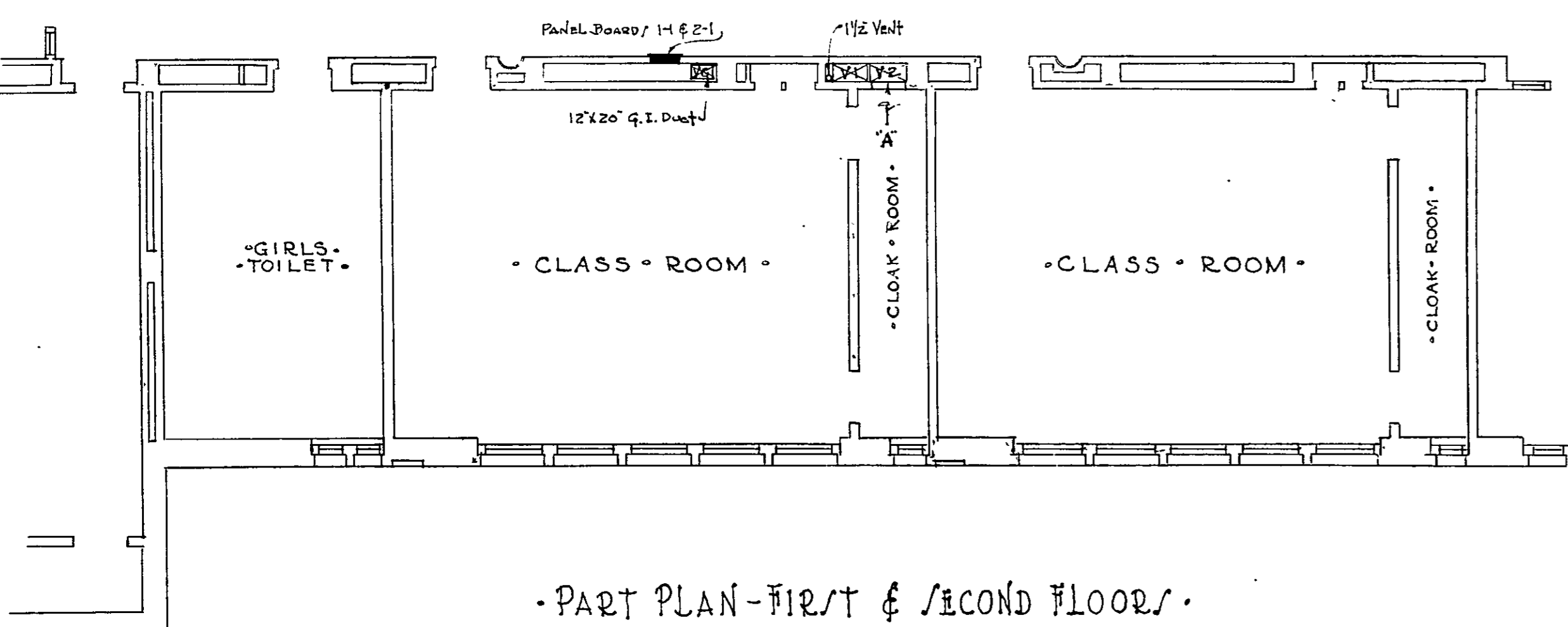
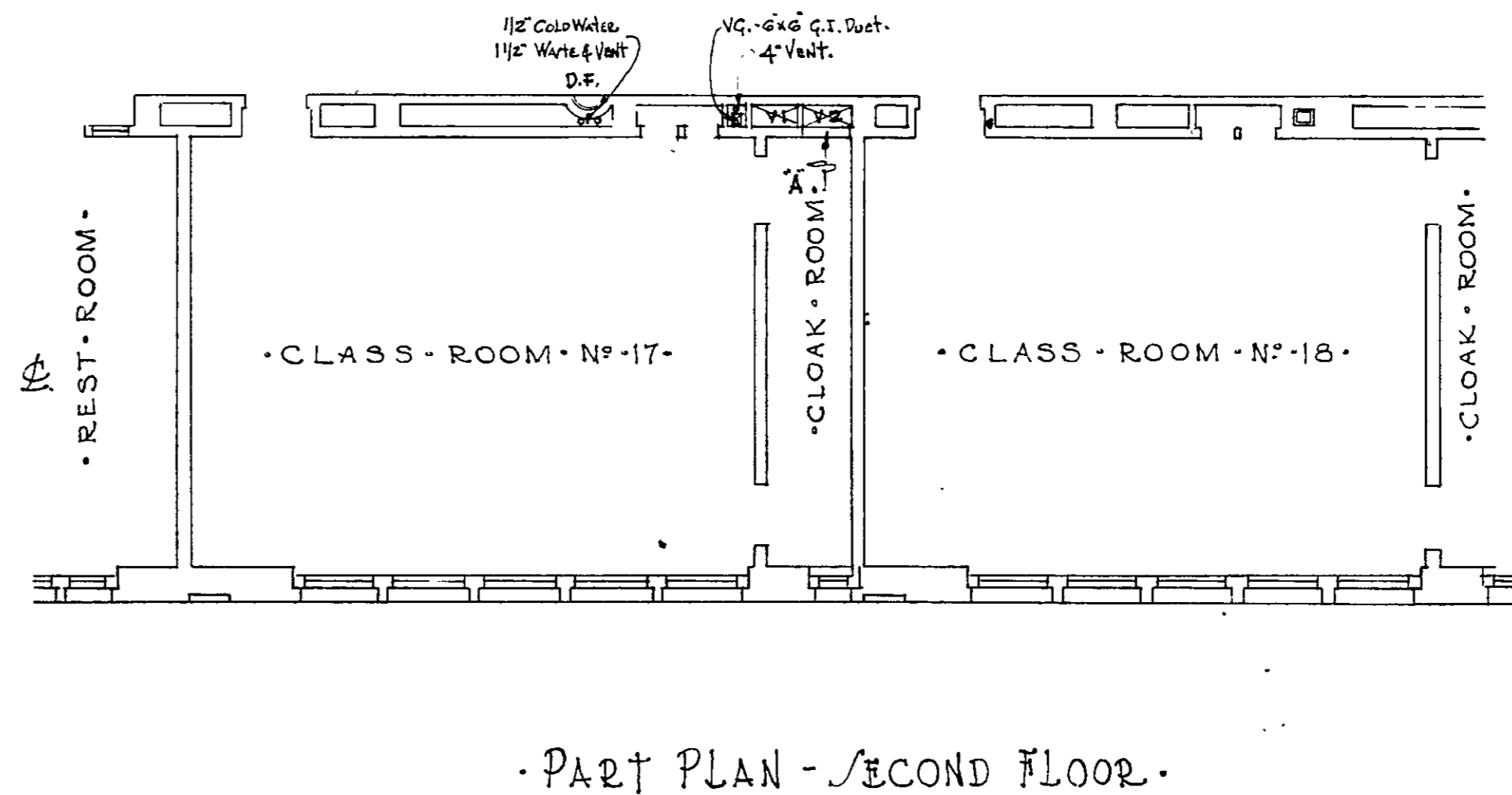
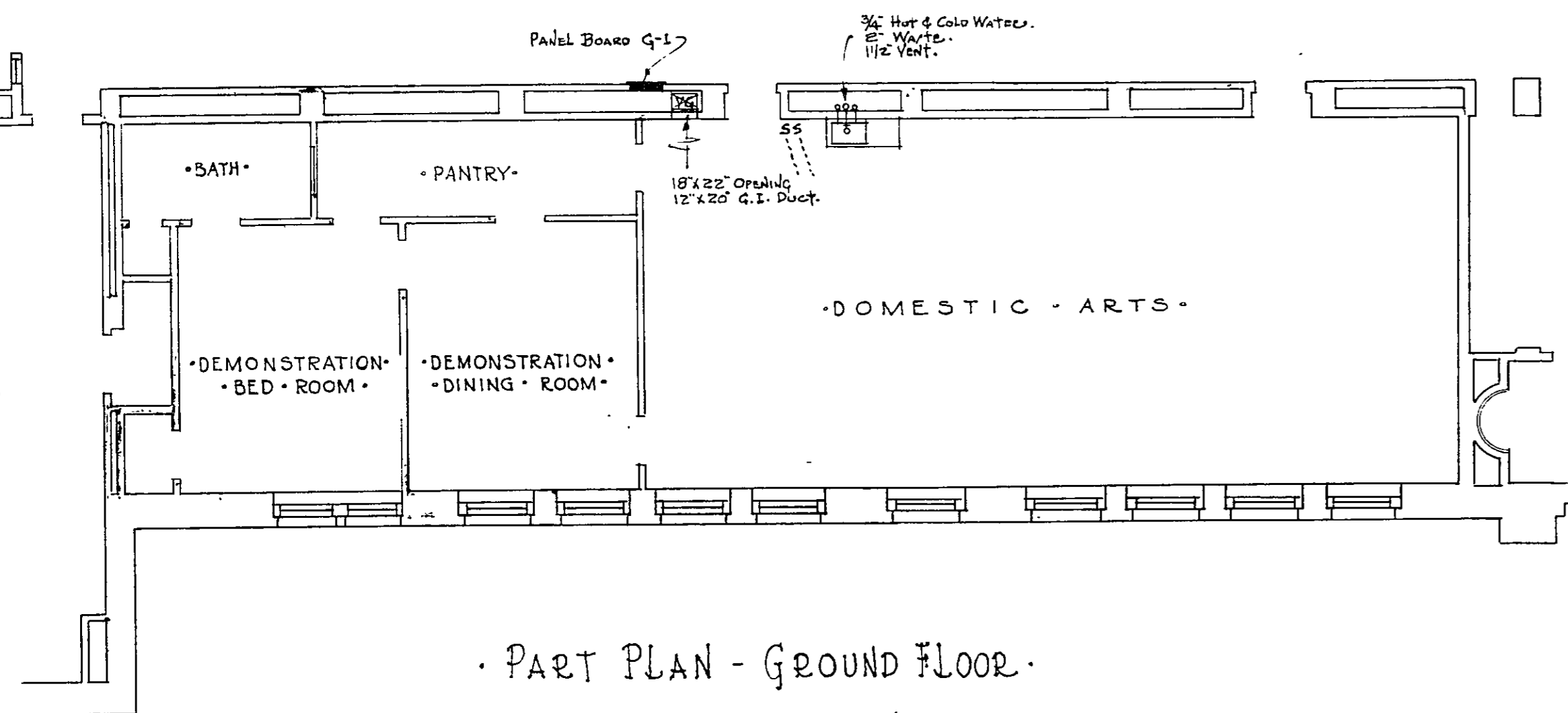
DETAILS OF BOYS TOILET BASEMENT

• HON. WILLIAM F. BROENING • MAYOR •
 • HENRY G. PERRING • CHIEF ENGINEER •
 APPROVED
[Signature]
 PRES. BOARD OF SCHOOL COMM.
 SUPERVISING ENGINEER
 CHIEF ENGINEER OF BALTO.

CONTROL NUM. FR. INCH
 05622 11000M0001032

• HAMPDEN - WOODBERRY SCHOOL •
 • THIRTY-SIXTH STREET • BALTIMORE - MD •
 - FOR -
 • THE MAYOR AND CITY COUNCIL OF •
 • BALTIMORE •
 • WM. W. EMMART - ARCHITECT •
 • C. L. REEDER - CONSULTING ENGINEER •

FILE NO. 298 MECHANICAL PLANS SHEET NO. 32
 SET NO. DETAIL SHEET SEPT 1922



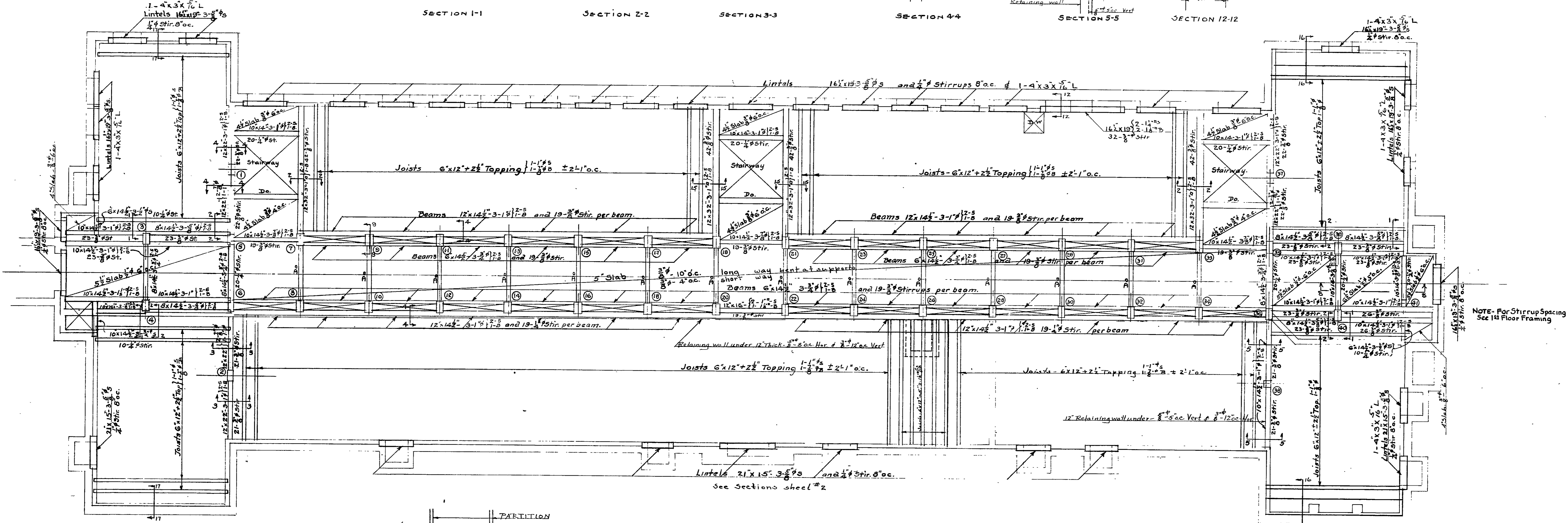
NOTE ALL PIPING TO BE EXTENDED TO BASEMENT AND CONNECT TO MAIN LINES AS ORIGINALLY SHOWN.

WILLIAM F. BROENING • MAYOR •
 Y. G. PERRING • CHIEF ENGINEER •

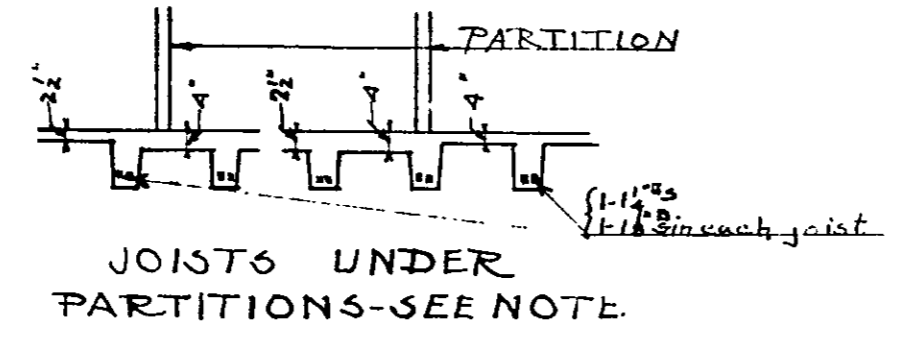

CONTROL NUMBER 0562310700M0000033 INCH

HAMPDEN - WOODBERRY - SCHOOL -
 THIRTY - SIXTH - STREET - BALTIMORE - MD. -
 FOR -
 THE - MAYOR - AND - CITY - COUNCIL - OF -
 BALTIMORE -
 WM. W. EMMART - ARCHITECT -
 C. L. REEDER - CONSULTING ENGINEER -
 SCALE 1/8" = 1'-0"

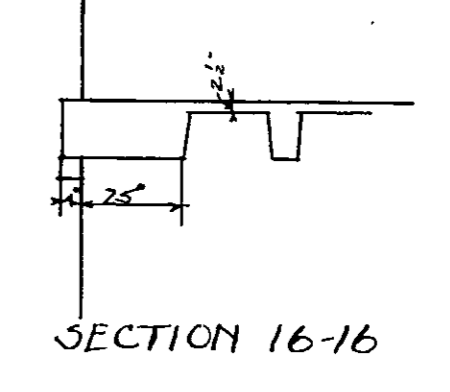
FILE NO. 298	MECHANICAL PLAN	SHEET NO. 33
SET NO.	ALTERATIONS	JULY 1923



NOTE: For Stirrup Spacing See 1st Floor Framing



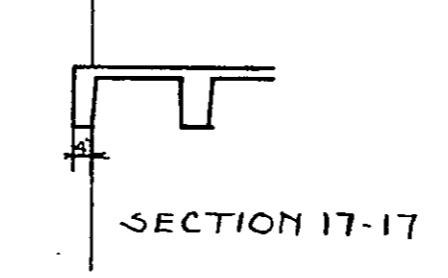
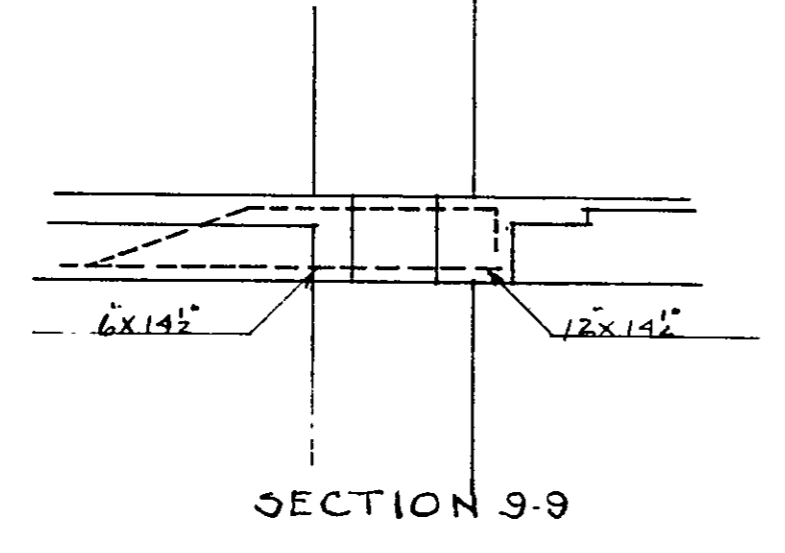
CONCRETE NOTES
 SLABS TO BEAR ON WALL 4"
 JOISTS TO BEAR ON WALL 8"
 BEAMS & GIRDERS TO BEAR ON WALL 12"
 STRAIGHT BARS MARKED - S - BENT BARS MARKED - B -
 SIZES GIVEN FOR BEAMS & GIRDERS MEAN WIDTH OF STEM BY TOTAL DEPTH SLAB INCLUDED
 IN ALL SLABS PROVIDE 1/2" TEMPERATURE BARS TWO FOR EACH PANEL
 ON TOP OF ALL JOIST PANELS PROVIDE 1/2" TEMPERATURE ROD 12" O.C. IN ALL COL. FOOTINGS PROVIDE AS MANY DOWEL RODS AS THERE ARE VERTICAL RODS AND OF THE SAME DIAMETERS WITH LENGTH IN COLUMN EQUAL TO 40 DIAMETERS. VERTICAL REINFORCING RODS IN COLS. TO BE EXTENDED IN COL. ABOVE AS MUCH AS 40 DIAM. IN LENGTH. PROVIDE 1/2" HANGERS 4'-0" O.C. BOTHWAYS FOR SUSPENDED CEILING UNDER ROOF. HANGERS FOR STAGE CEILING TO BE 1/2".
 IN GIRDERS RUNNING PARALLEL TO SLAB REINFORCEMENT ON ONE OR BOTH SIDES PROVIDE CROSS TOP BARS 5'-0" LG. OF SAME DIAM. AND IN SAME NUMBER AS STIRRUPS, SAID BARS TO BE PLACED IN SLABS 1" BELOW TOP TIED TO STIRRUPS AND AT RIGHT ANGLES TO AXIS OF GIRDER
 ALL CORRIDOR BEAM RODS TO BE EXTENDED BEYOND COL INTO GIRDERS CARRYING JOIST AS SHOWN ON SECTION 9-9
 PRESSURE ON GROUND UNDER FOOTING 2 1/2 TONS PER SQ FT.
 INCREASE TOP SLAB TO 4" UNDER PARTITIONS, REINFORCING IN ADJOINING JOISTS UNDER PARTITION TO BE 1-1/2"
 ALL LINTELS TO HAVE 1-4x3x7/16 L-8" LONGER THAN WIDTH OF OPENING, ANCHORED TO CONCRETE LINTEL BY MEANS OF 1/2" ANCHOR BOLTS 2'-0" O.C. EXCEPT AS NOTED



HON WILLIAM F. BROENING • MAYOR •
 HENRY G. PERRING • CHIEF ENGINEER •

APPROVED

Henry G. Perring
 PRES. BOARD OF SCHOOL COMM.
 SUPERVISING ENGINEER.
 CHIEF ENGINEER OF BALTO.



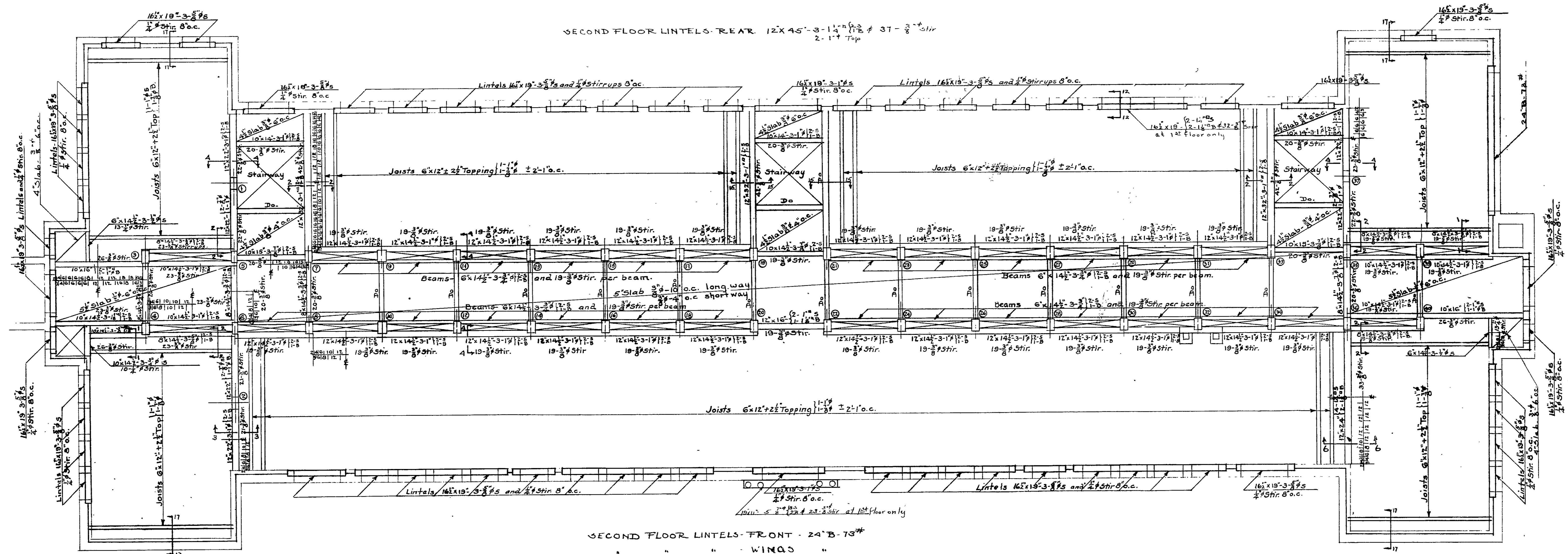
056221100015000004

HAMPDEN - WOODBERRY SCHOOL •
 THIRTY SIXTH STREET • BALTIMORE MD •
 FOR •
 THE MAYOR AND CITY COUNCIL OF •
 BALTIMORE •

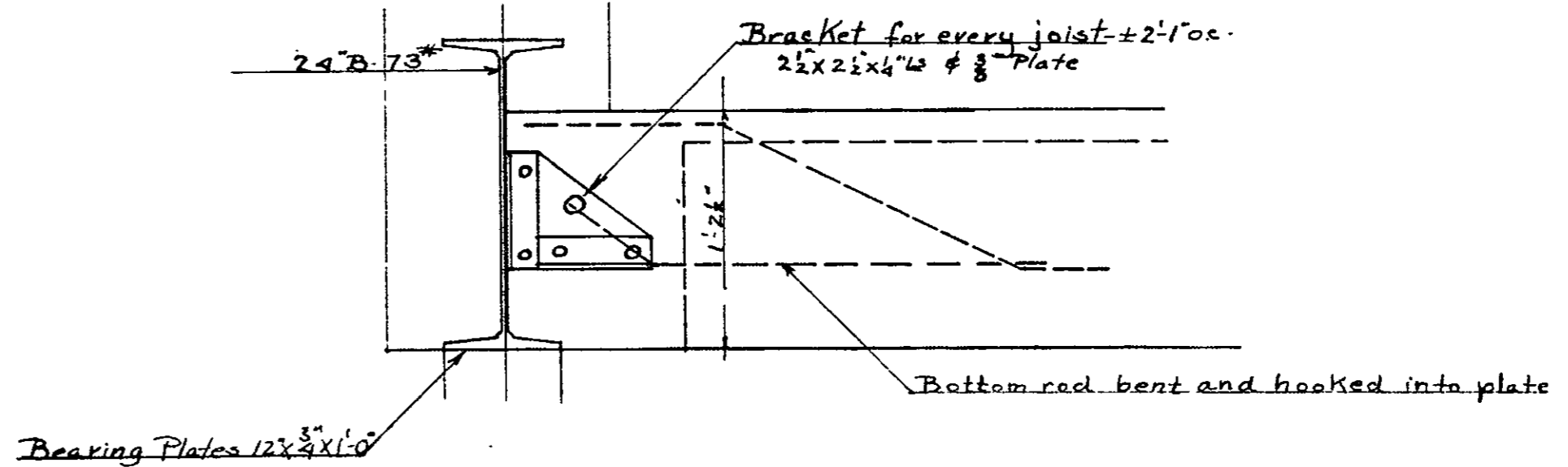
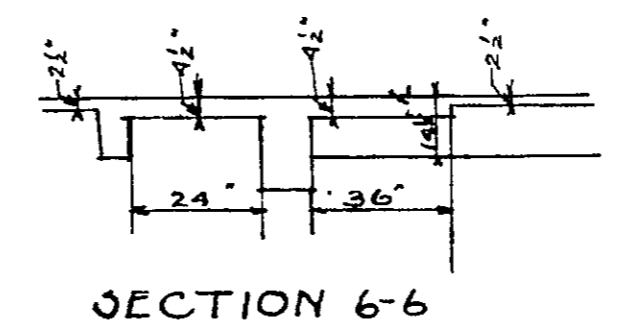
SCALE 1/8" = 1'-0"

W W EMMART ARCHITECT
 HENRY MASSART CONSULT' ENG

FILE NO. 298 • SET NO. GROUND FLOOR FRAMING PLAN SHEET NO. 41



NOTE - For general notes and sections see Ground Floor Framing Plan.



SECTION THRU FRONT LINTEL AT 2nd FLOOR

HON. WILLIAM F. BROENING • MAYOR •
 HENRY G. PERRING • CHIEF ENGINEER.

APPROVED

H. G. Perring
W. F. Broening

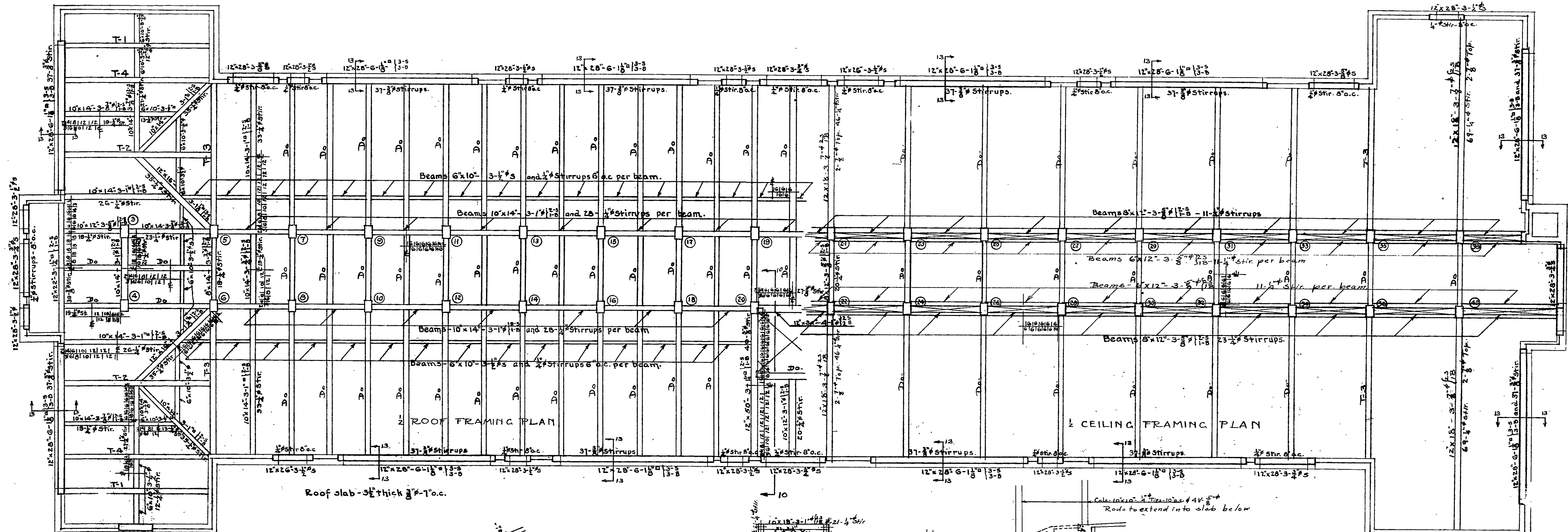
PRES. BOARD OF SCHOOL COMM.
 SUPERVISING ENGINEER
 CHIEF ENGINEER OF BALTO.

HAMPDEN - WOODBERRY - SCHOOL
 THIRTY-SIXTH STREET - BALTIMORE - MD
 FOR THE MAYOR AND CITY COUNCIL OF BALTIMORE
 W. W. EMMART ARCHITECT
 HENRY MASSART CONSULTING ENGINEER

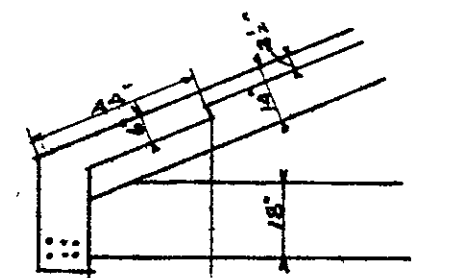
SCALE 1/8" = 1'-0"

FILE NO. 298 • SCHOOL BUILDING • SHEET NO. 42
 SET NO. • FIRST & SECOND FLOOR FRAMING •

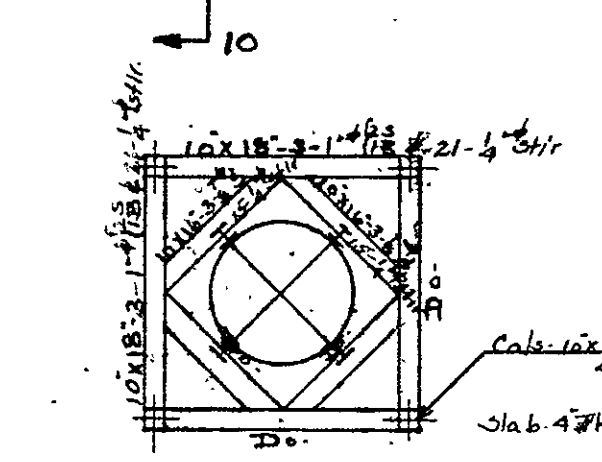
05622100050000042



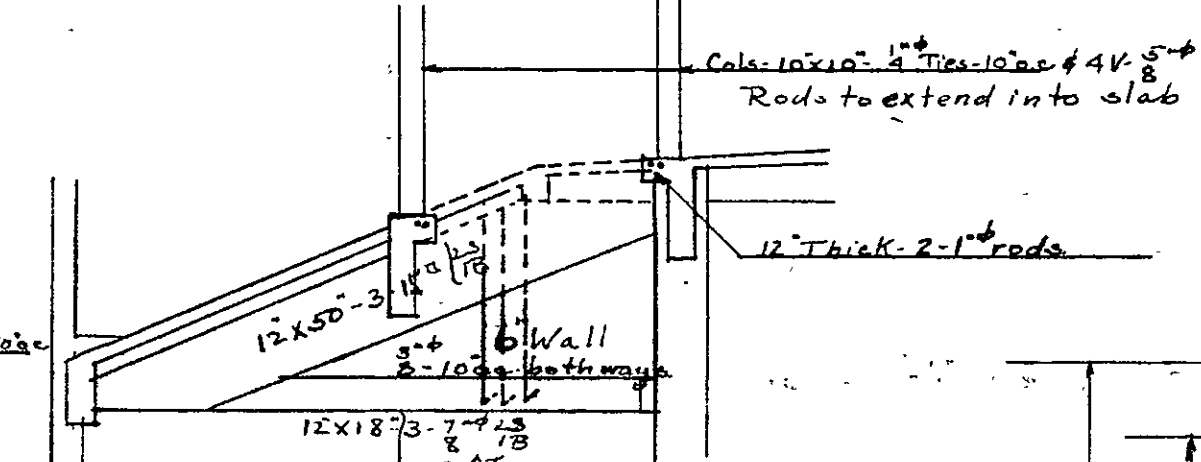
Roof slab - 3/4" thick g.c. - T.O.C.



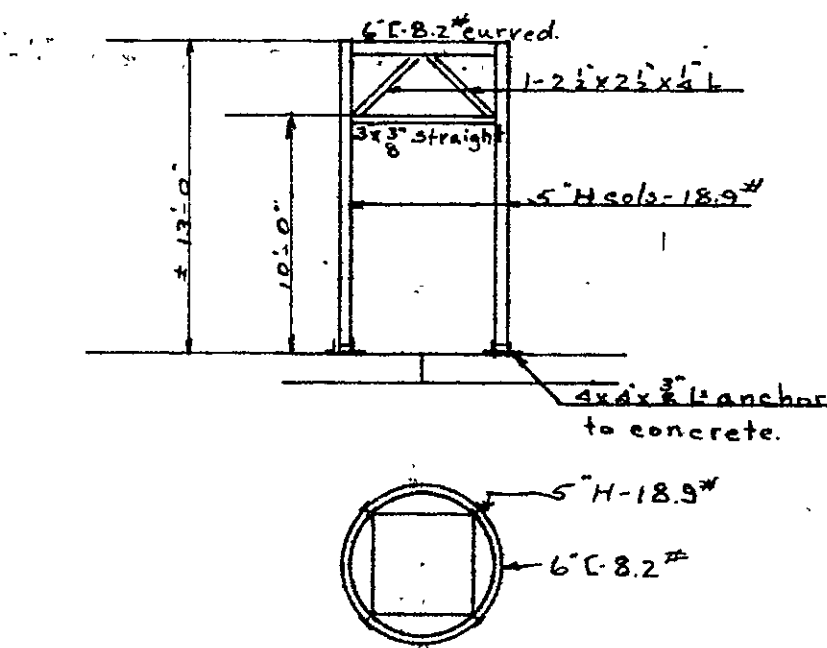
SECTION 13-13



TOWER FLOOR



SECTION 10-10



HON WILLIAM F. BROENING • MAYOR •
 HENRY G. PERRING • CHIEF ENGINEER •

APPROVED:

Henry G. Perring
 PRES. BOARD OF SCHOOL COMM.
 SUPERVISING ENGINEER

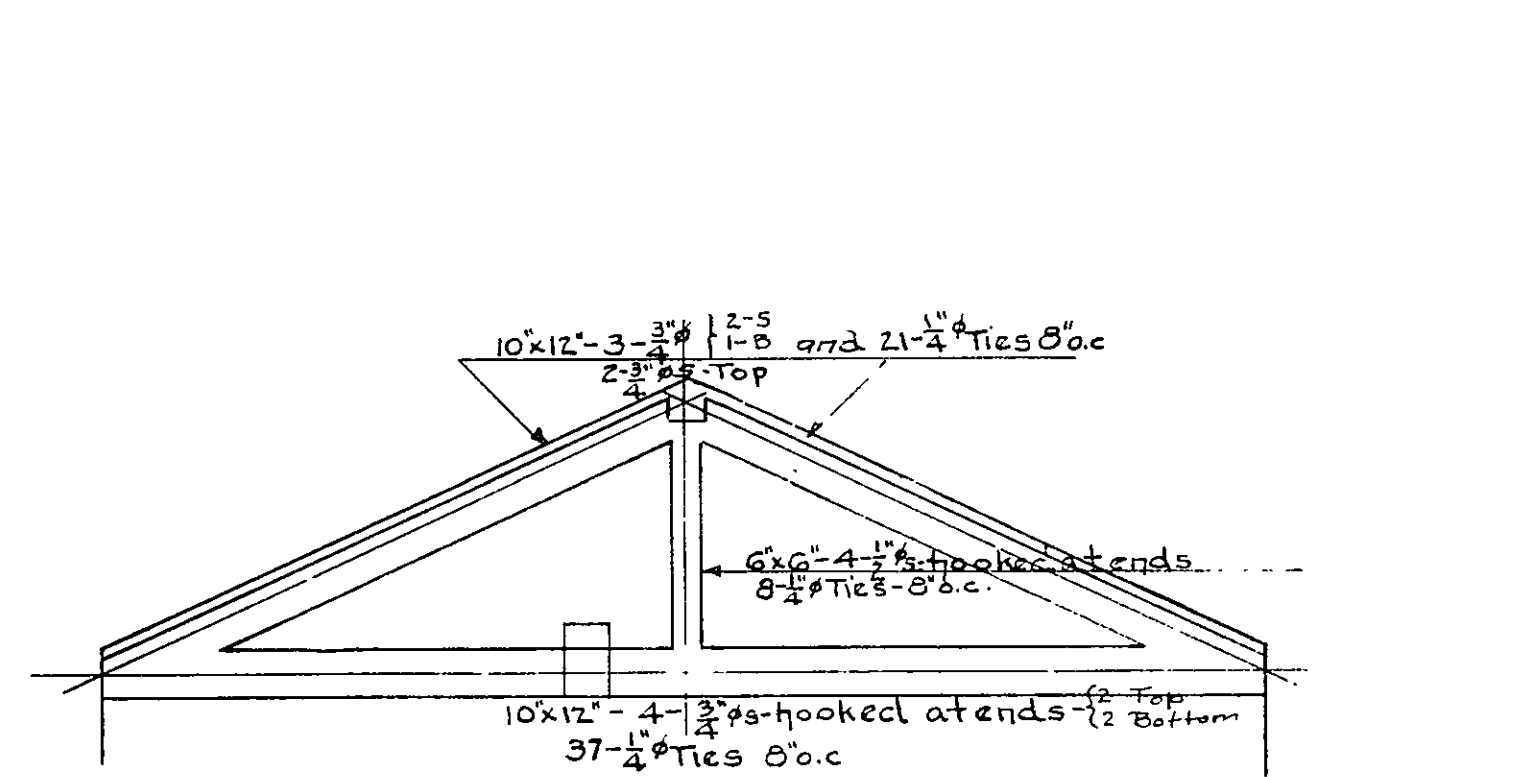
Alfred Sheep
 CHIEF ENGINEER OF BALTO.

HAMPDEN WOODBERRY SCHOOL
 THIRTY SIXTH STREET BALTIMORE MD.
 FOR THE MAYOR AND CITY COUNCIL OF BALTIMORE
 WM W. EMMART ARCHITECT
 HENRY MASSART CONSULTING ENGINEER

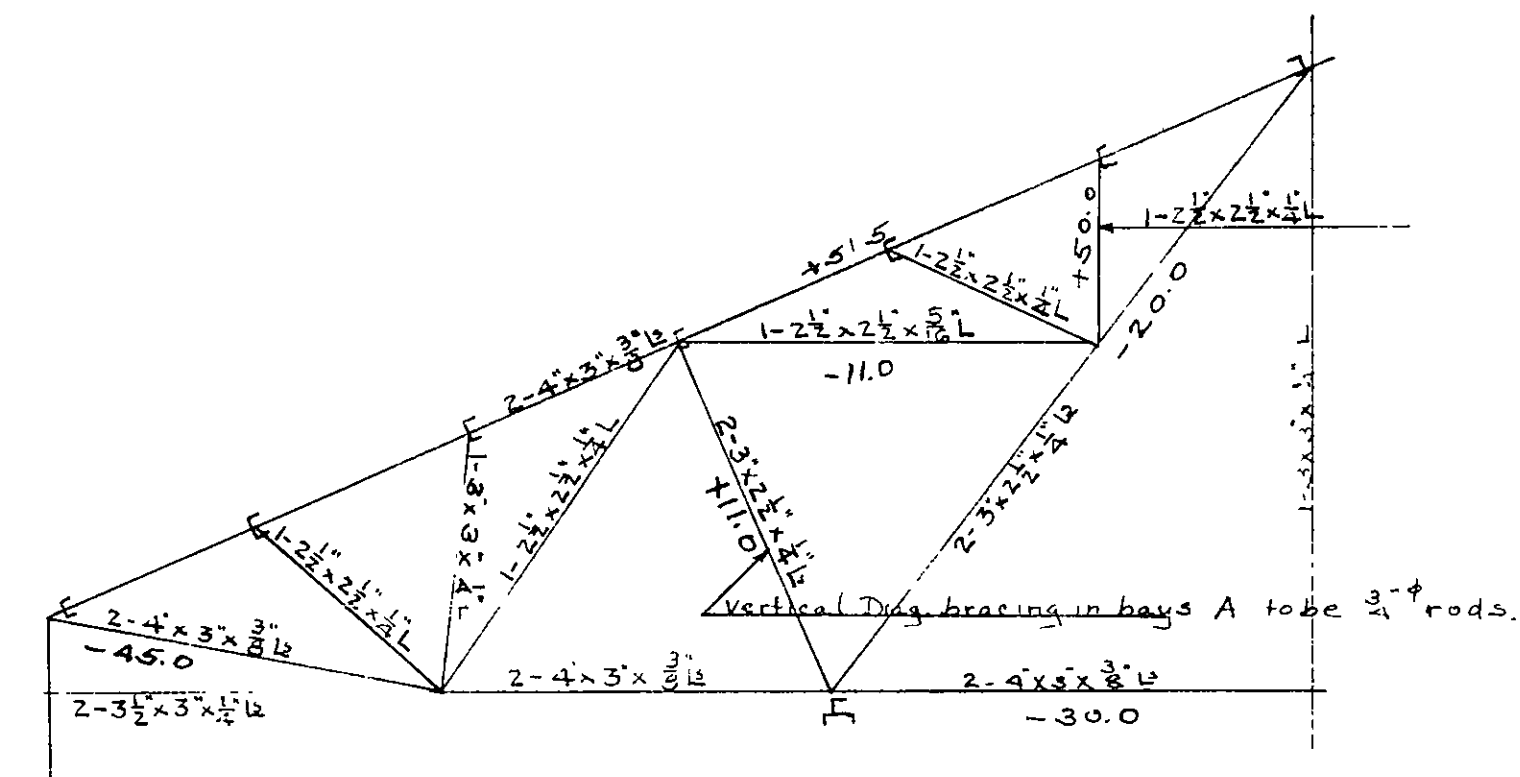
SCALE 1/8" = 1'-0"

FILE NO 298 SET NO ROOF FRAMING PLAN SHEET NO 43

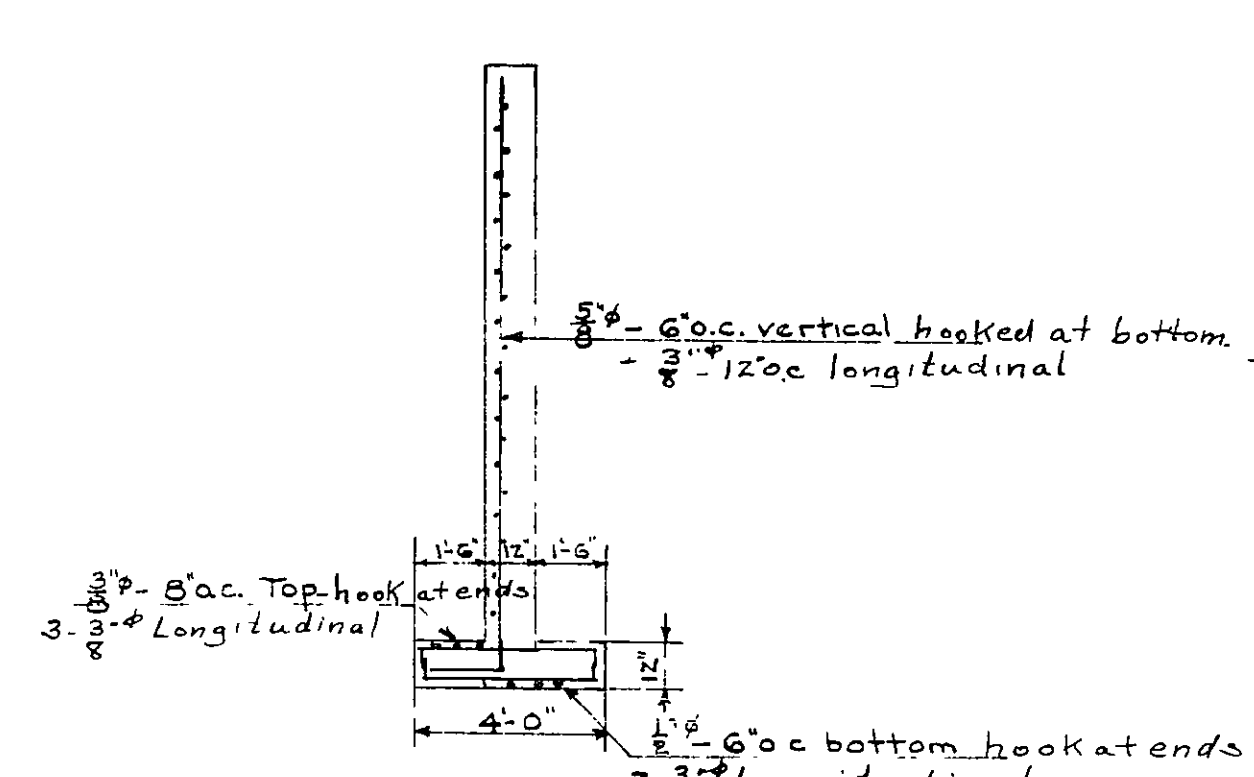
0562210005000043



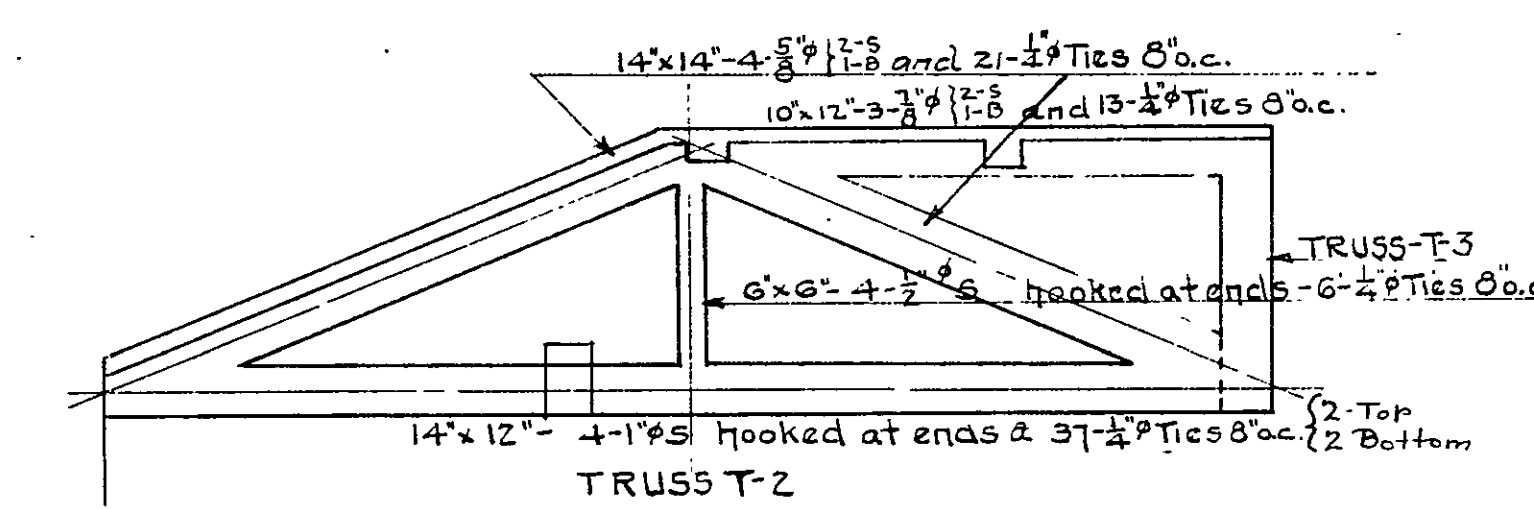
TRUSS-T-1



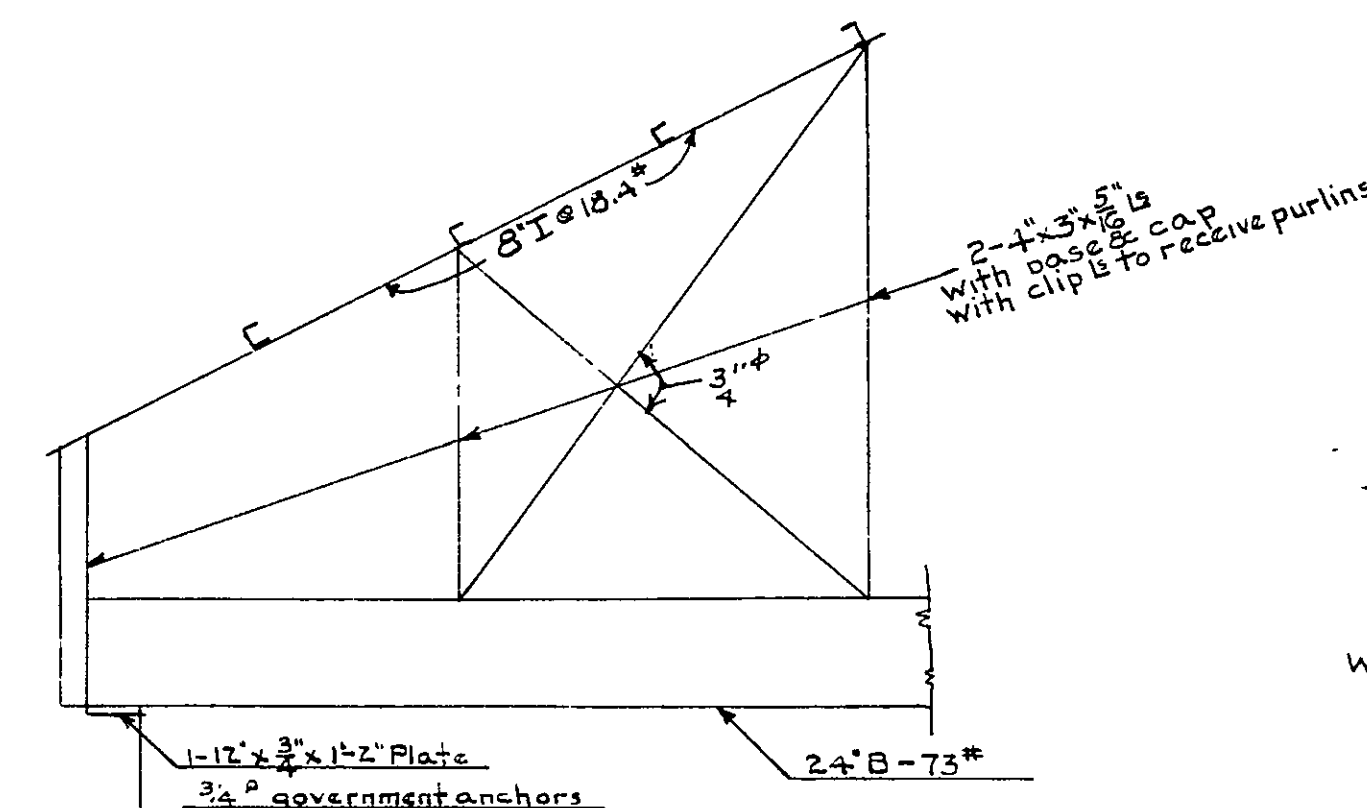
HALF TRUSS T-5



RETAINING WALL SECTION 14-14

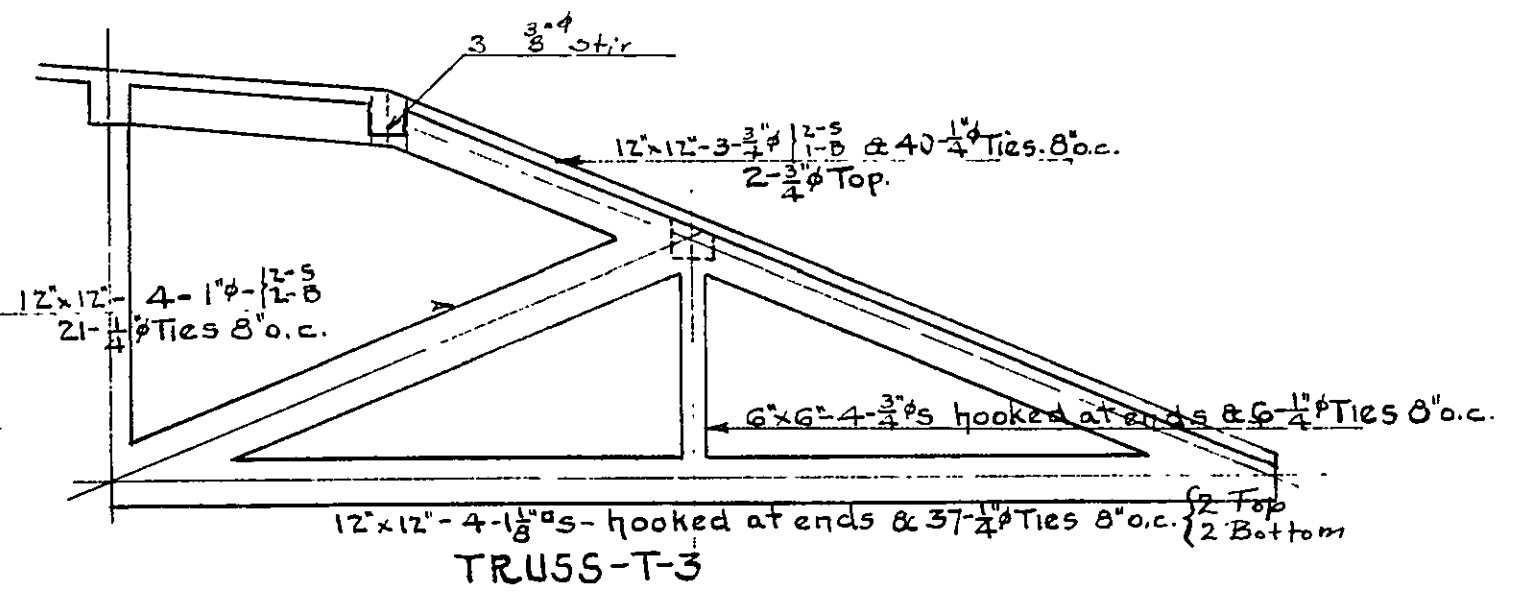


TRUSS-T-2

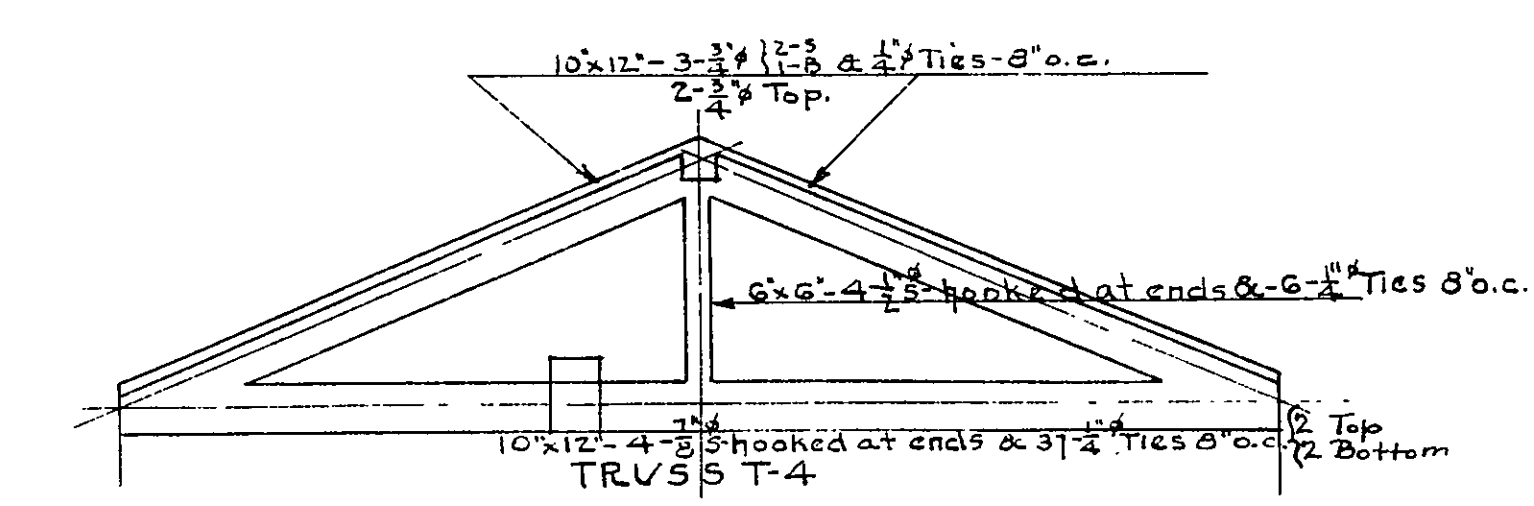


WALL FOOTING

TYPICAL COLUMN FOOTING



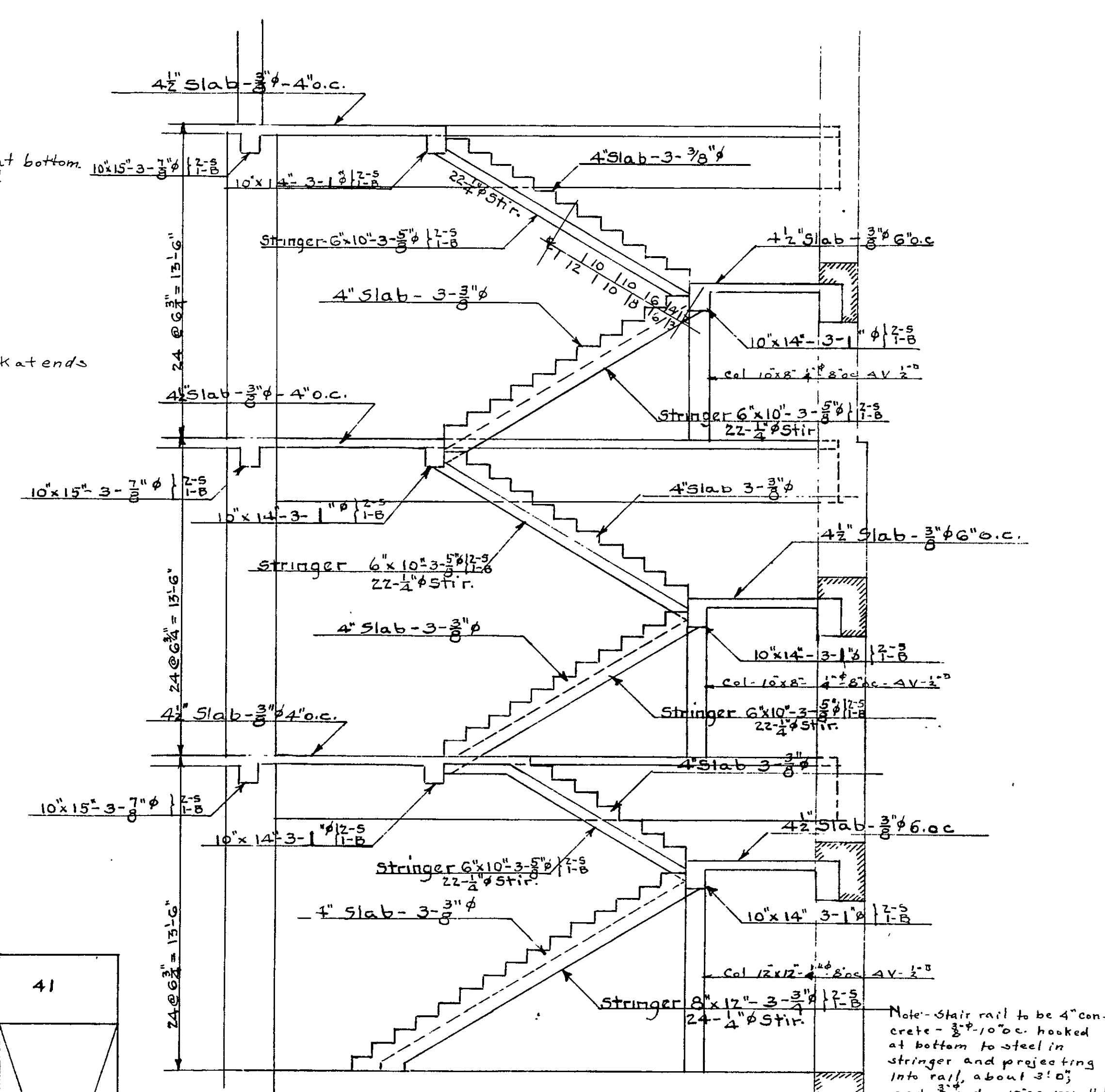
TRUSS-T-3



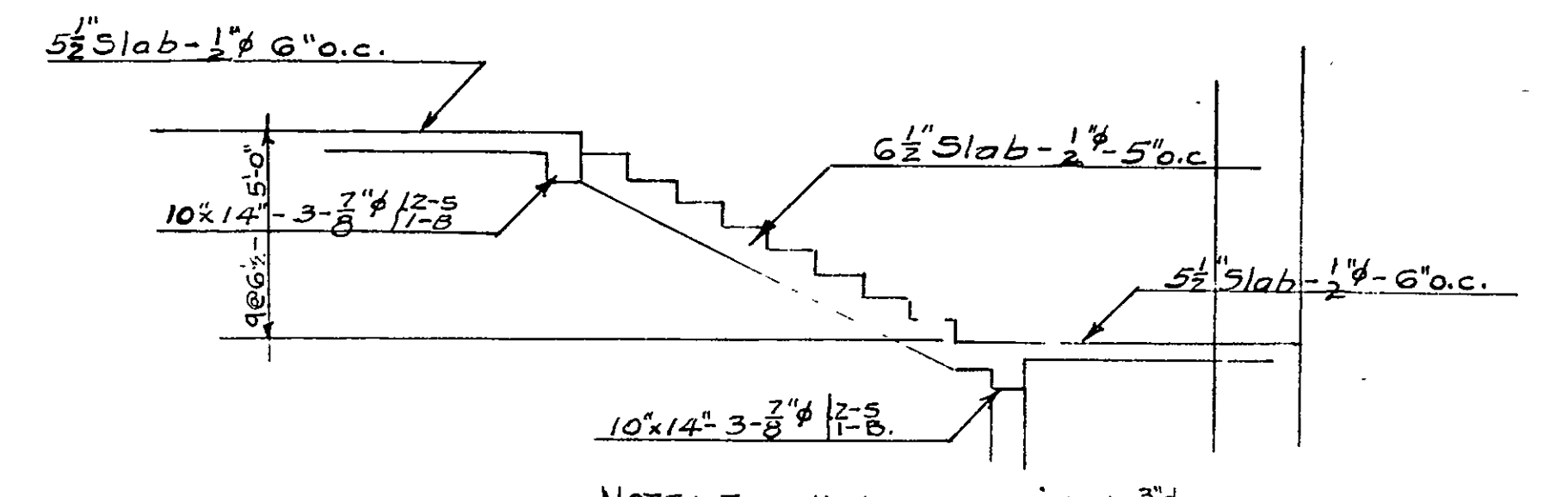
TRUSS-T-4

COLUMN SCHEDULE

Col	1-37	2	3-4-39-40	5-35	6	7-19-21-33	8 to 18 9 to 17 23 to 31 24 to 34	20-22	36	38	41
Roof			14.9 12x12 1/2" Ties-8'oc 4V-1/2"	47.7 12x12 1/2" Ties-12'oc 4V-3/8"	47.7 12x12 1/2" Ties-12'oc 4V-3/8"	29.5 12x12 1/2" Ties-8'oc 4V-1/2"	29.6 12x12 1/2" Ties-8'oc 4V-1/2"	57.8 12x12 1/2" Ties-12'oc 4V-7/8"	47.7 12x12 1/2" Ties-12'oc 4V-3/8"		
2nd fl.	40.1 12x24 1/2" Ties-10'oc 6V-4-3/8" 2-3/8"	31.5 12x24 1/2" Ties-10'oc 6V-4-3/8" 2-3/8"	32.3 12x24 1/2" Ties-10'oc 6V-4-3/8" 2-3/8"	91.6 12x24 1/2" Ties-10'oc 6V-4-3/8" 2-3/8"	94.7 12x24 1/2" Ties-10'oc 6V-4-3/8" 2-3/8"	16.7 12x24 1/2" Ties-10'oc 6V-4-3/8" 2-3/8"	72.6 12x24 1/2" Ties-10'oc 6V-4-3/8" 2-3/8"	100.7 12x24 1/2" Ties-10'oc 6V-4-3/8" 2-3/8"	101.6 12x24 1/2" Ties-12'oc 6V-3/4"		
1st fl.	80.2 12x24 1/2" Ties-10'oc 6V-4-3/8" 2-3/8"	63 12x24 1/2" Ties-10'oc 6V-4-3/8" 2-3/8"	49.7 12x24 1/2" Ties-10'oc 6V-4-3/8" 2-3/8"	135.5 12x24 1/2" Ties-12'oc 8V-4-1"	141.8 13x24 1/2" Ties-12'oc 8V-4-1"	123.8 12x24 1/2" Ties-12'oc 6V-1"	115.7 12x24 1/2" Ties-12'oc 6V-1"	143.9 12x24 1/2" Ties-12'oc 8V-4-1"	155.5 13x24 1/2" Ties-12'oc 8V-3/4"		
Ground fl.	120.3 12x24 1/2" Ties-12'oc 6V-1"	94.5 12x24 1/2" Ties-10'oc 6V-4-3/8" 2-3/8"	67.1 12x24 1/2" Ties-10'oc 6V-4-3/8" 2-3/8"	179.4 13x24 1/2" Ties-12'oc 8V-1"	188.8 15x24 1/2" Ties-12'oc 8V-1"	171.0 13x24 1/2" Ties-12'oc 8V-1"	158.7 13x24 1/2" Ties-12'oc 8V-3/4"	180.8 15x24 1/2" Ties-12'oc 8V-1"	191.4 16x24 1/2" Ties-12'oc 8V-1"	24 12x12 1/2" Ties-8'oc 4V-2"	10 12x12 1/2" Ties-8'oc 4V-1/2"
Basement Sub base				3'-0" x 4'-6" x 1'-4"	3'-0" x 4'-6" x 1'-4"	3'-0" x 4'-6" x 1'-4"	3'-9" x 4'-3" x 1'-0"	3'-10" x 4'-6" x 1'-4"	3'-10" x 4'-6" x 1'-4"		
Ftg	5'-0" x 6'-0" x 1'-8" 11-1/2" eachway	4'-0" x 5'-0" x 1'-4" 9-1/2" eachway	3'-6" x 4'-6" x 1'-2" 7-1/2" eachway	6'-4" x 7'-0" x 1'-8" 11-1/2" eachway	6'-4" x 7'-0" x 1'-8" 11-1/2" eachway	6'-4" x 7'-0" x 1'-8" 11-1/2" eachway	5'-7" x 6'-6" x 1'-4" 11-1/2" eachway	6'-4" x 7'-0" x 1'-8" 11-1/2" eachway	6'-4" x 7'-0" x 1'-8" 11-1/2" eachway	2'-6" x 2'-6" x 1'-6" 7-1/2" eachway	2'-0" x 2'-0" x 1'-0" P.C.



STAIR SECTION



CORRIDOR STAIR SECTION B-B

NOTE: For all steps-provide 1/2" under each step. 4-1/2" U stirrups in each step.

HON. WILLIAM F. BROENING, MAYOR
HENRY G. PERRING, CHIEF ENGINEER

APPROVED

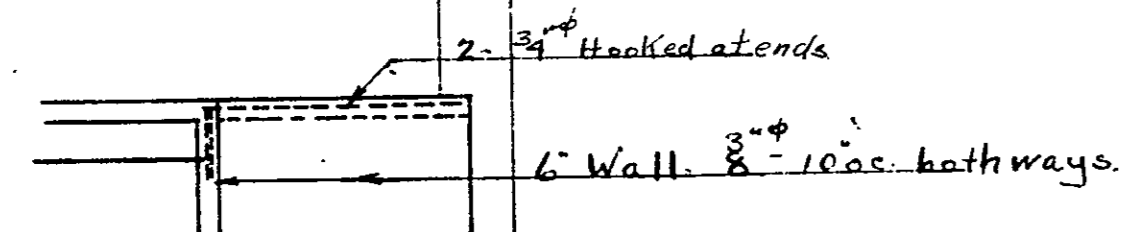
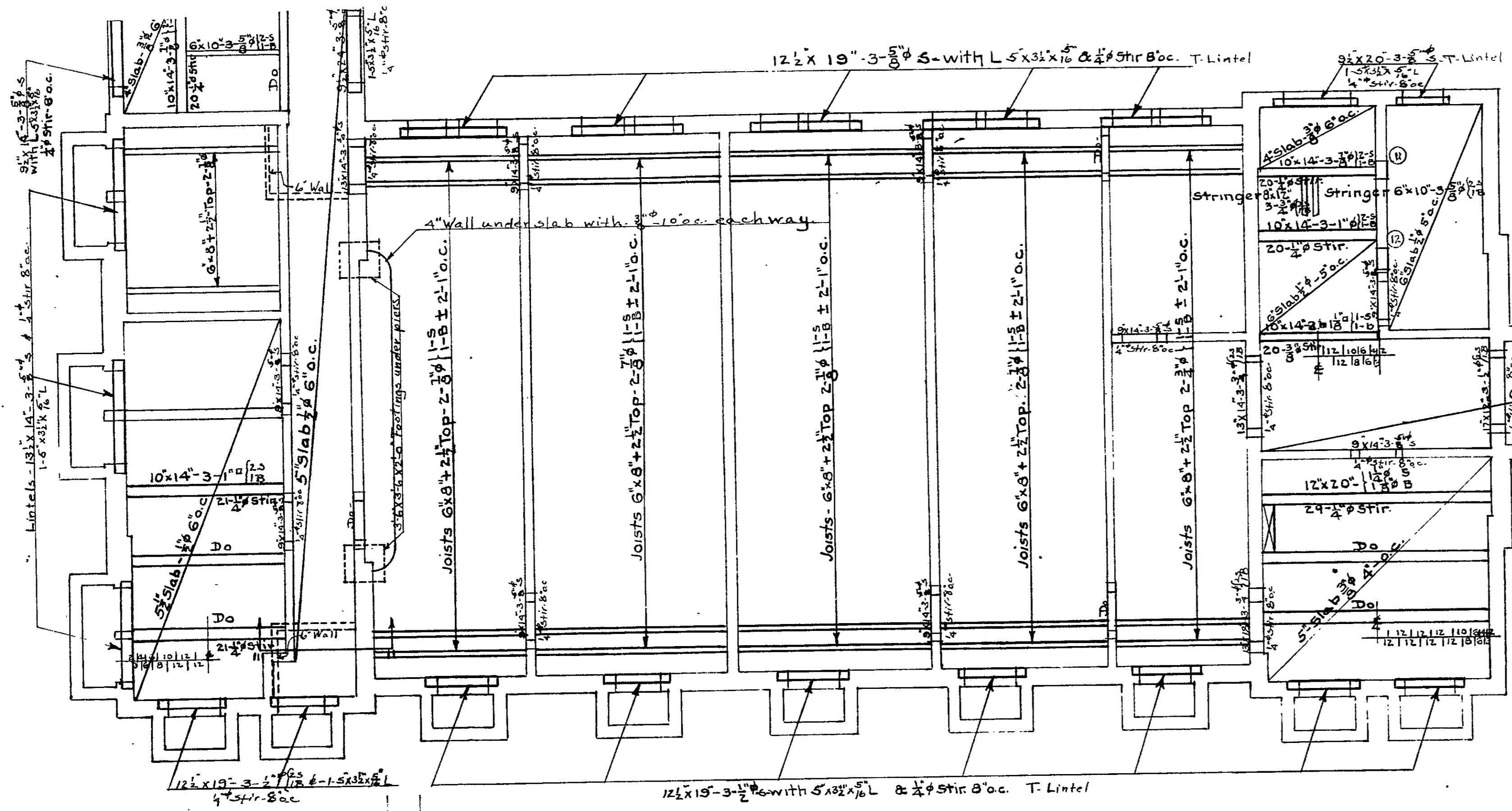
HENRY G. PERRING
PRES. BOARD OF SCHOOL COMM.
SUPERVISING ENGINEER
CHIEF ENGINEER OF BALTO.

HAMPDEN WOODBERRY SCHOOL
THIRTY SIXTH STREET BALTIMORE MD.
FOR THE MAYOR AND CITY COUNCIL OF BALTIMORE
Wm W. EMMART ARCHITECT
HENRY MASSART CONSULTING ENGINEER

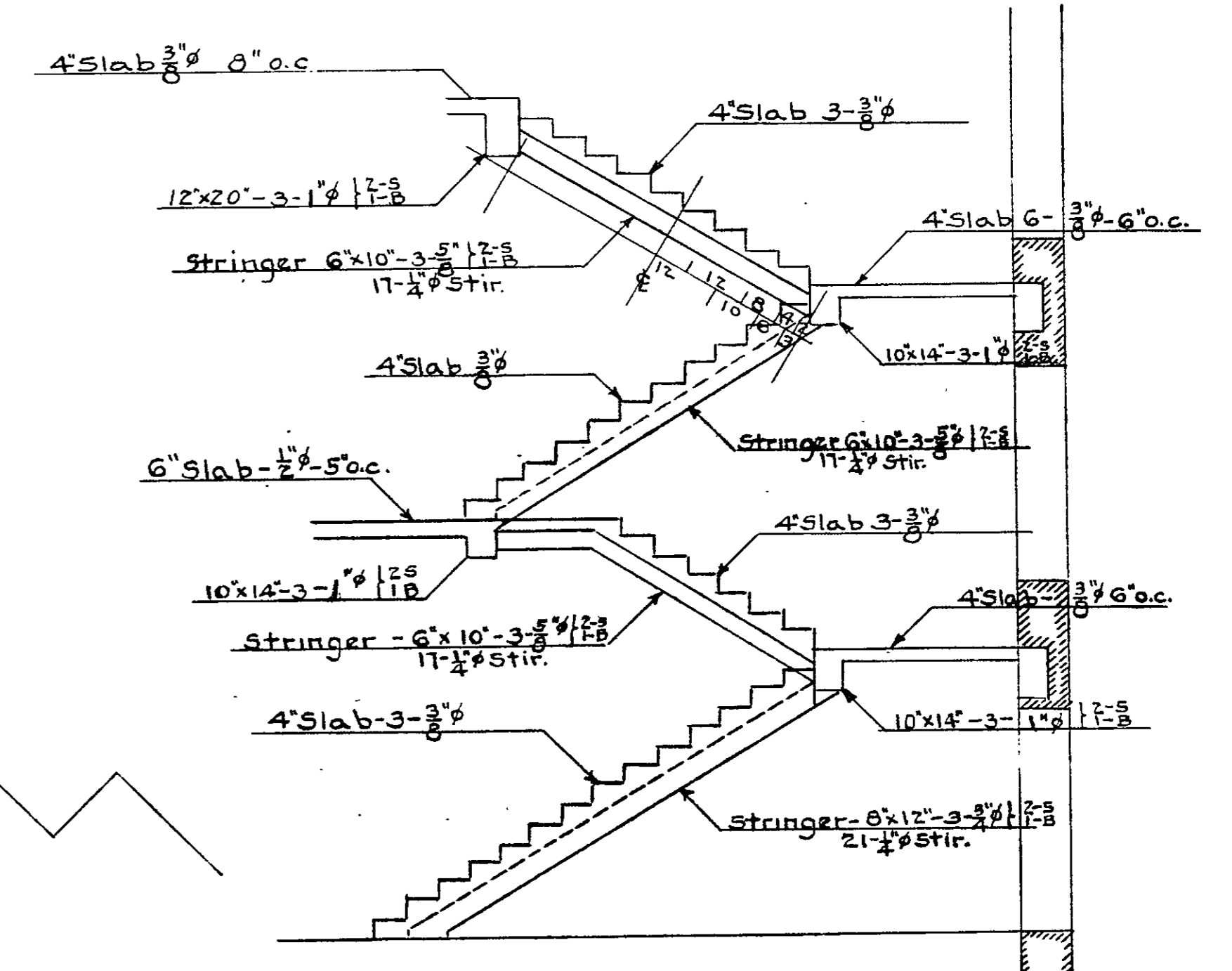
FILE NO 298
SET NO

STRUCTURAL DETAILS SHEET NO 44

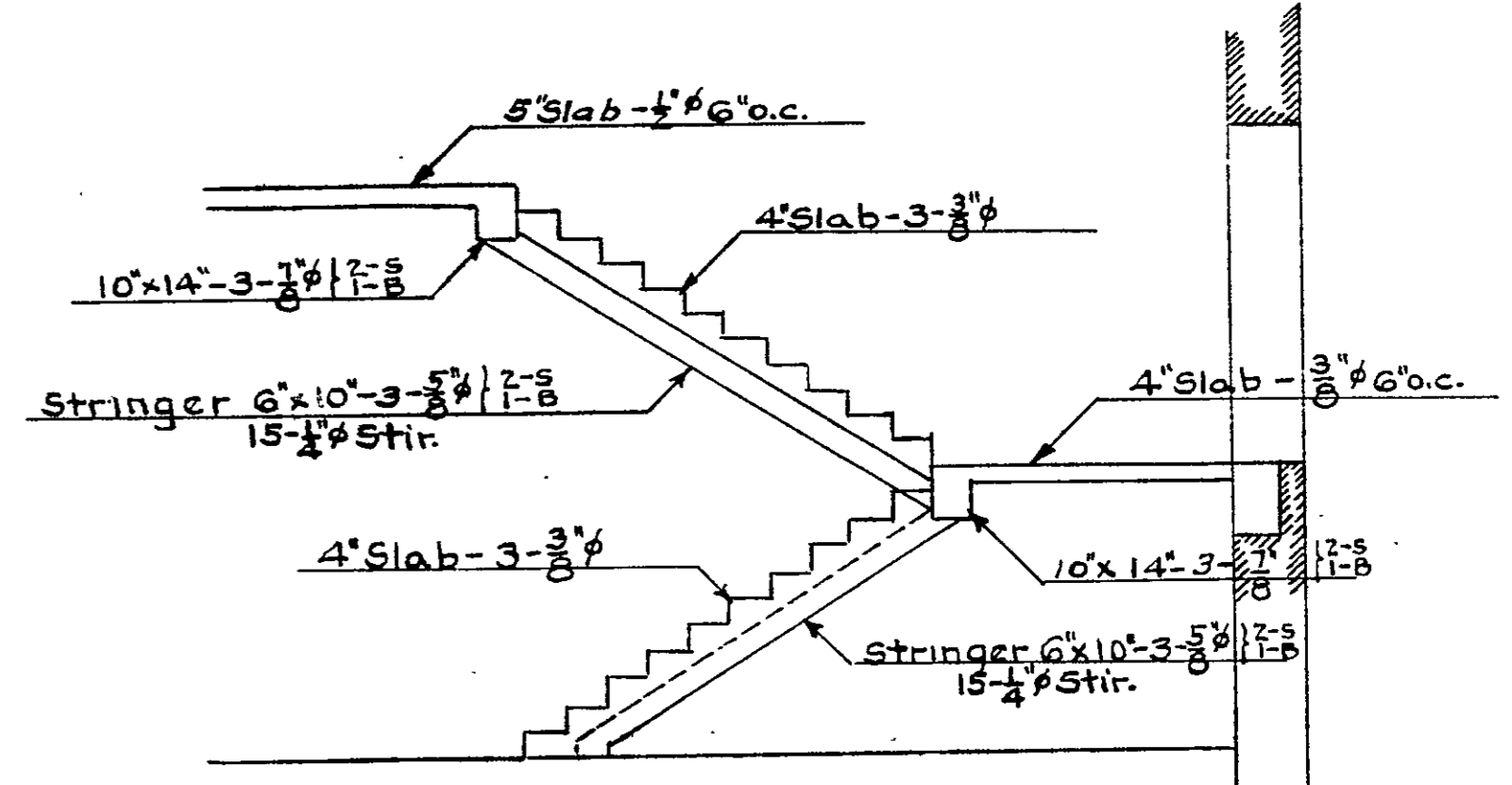
CONTROL NUMBER 056211001610101014



Note: Lintels to be square beams except as noted.



SECTION OF STAIR-BASEMENT TO BALCONY.



SECTION-STAIR-BASEMENT TO 1ST FLOOR

Note: Provide 1-3/8" under each step and 4-4" U-stir in each step.

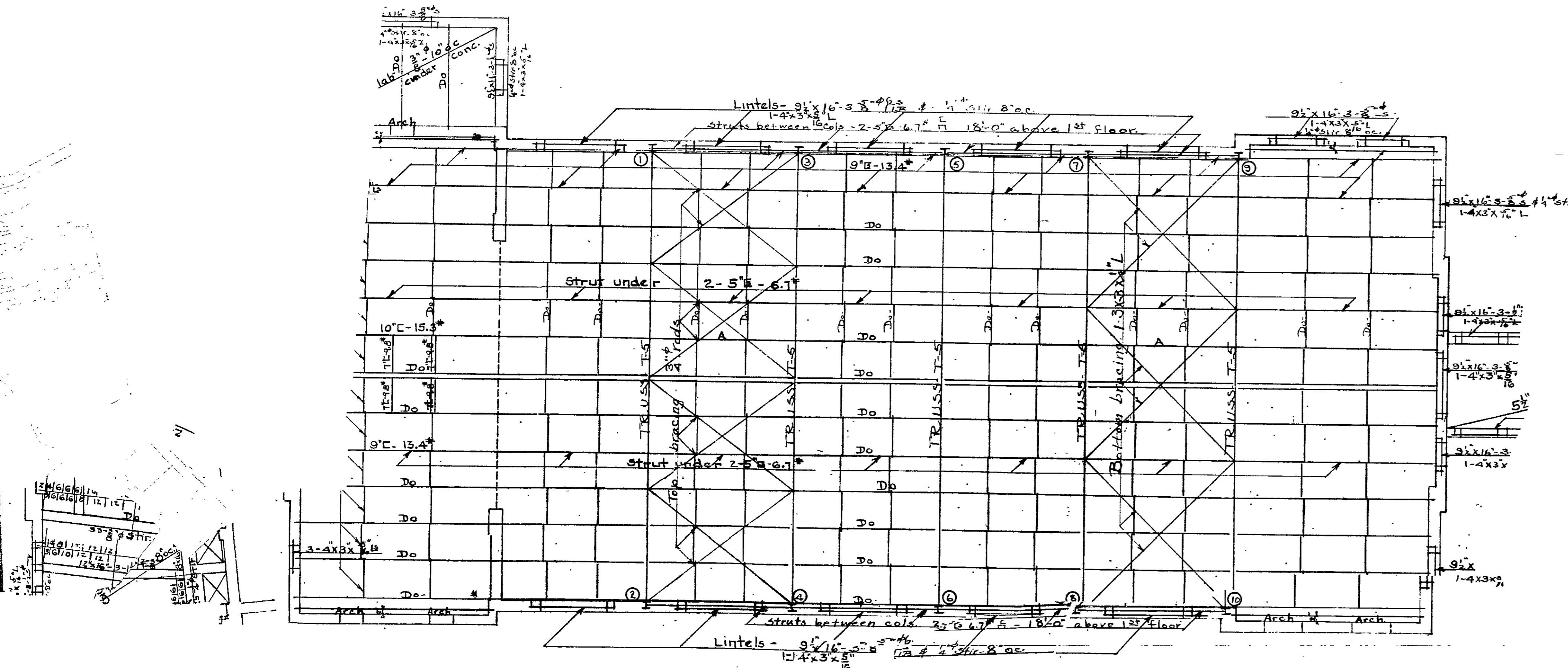
IAM.F. BROENING • MAYOR •
 • PERRING • CHIEF • ENGINEER •

• PRES. BOARD OF SCHOOL COMM
 SUPERVISING ENGINEER
 • CHIEF ENGINEER OF BALTO.

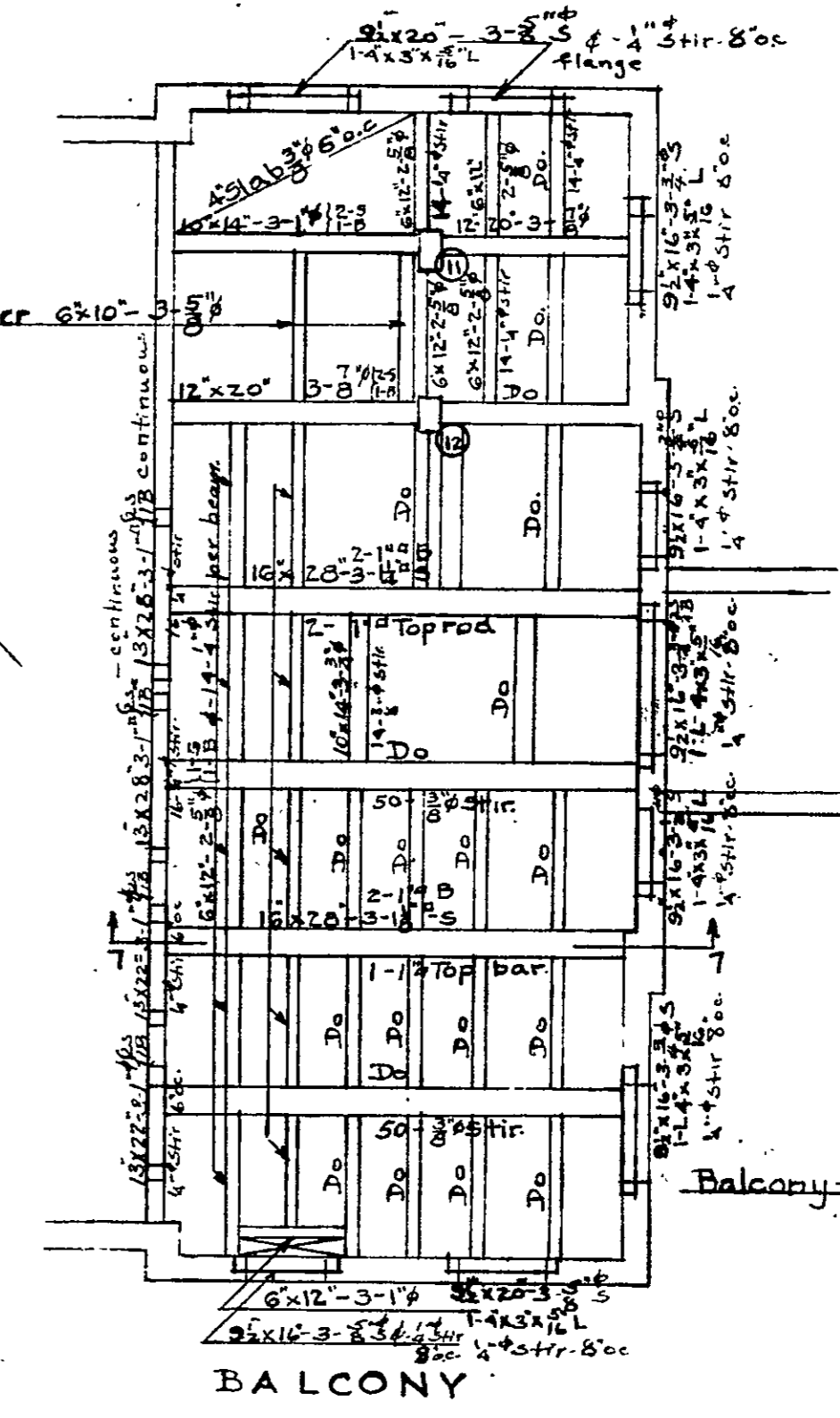
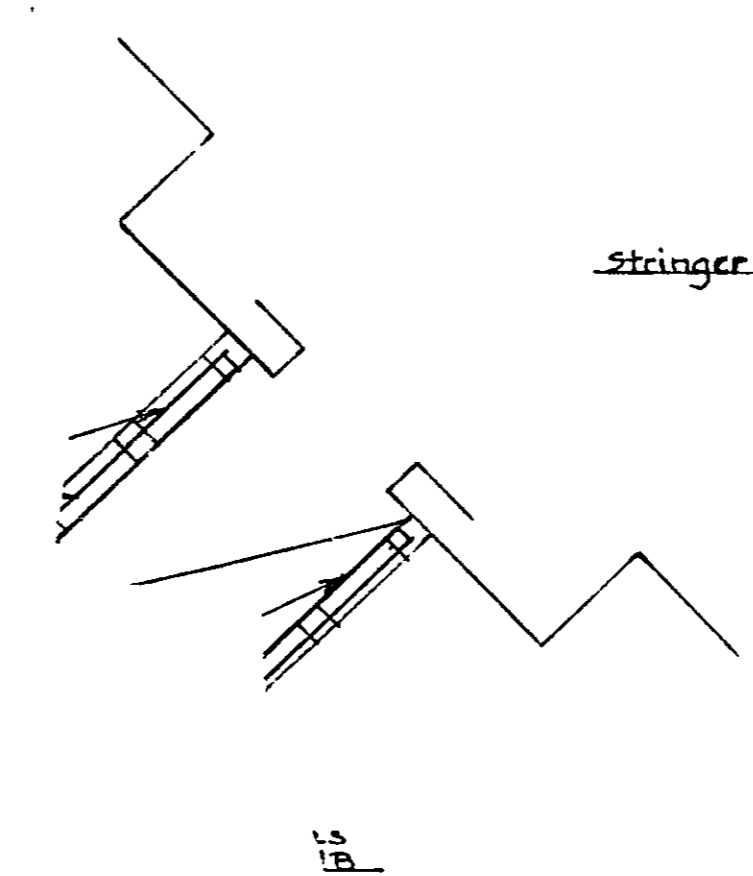
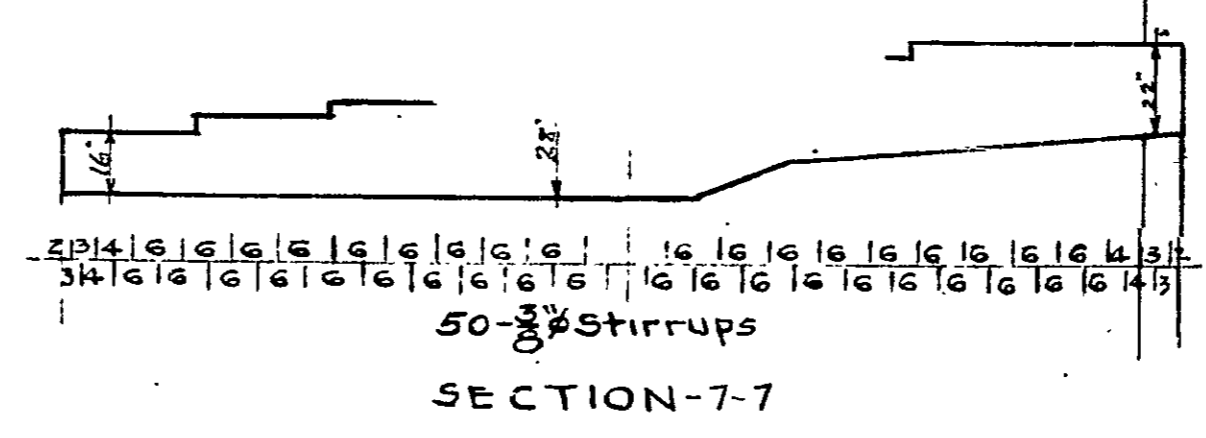
CONTROL NUMBER 05622100050000045

• HAMPDEN • WOODBERRY • SCHOOL •
 THIRTY SIXTH • STREET • BALTIMORE MD •
 • FOR •
 • THE • MAYOR • AND • CITY • COUNCIL • OF •
 • BALTIMORE •
 W. W. EDMART ARCHITECT
 • SCALE • 1/8" = 1'-0" • HENRY MASSART CONSULTING ENGINEER

• FILE • N° 298	FIRST FLOOR GYMNASIUM	SHEET N° 45
SET N°		



STEEL NOTE - Rivet holes to be $\frac{1}{8}$ " dia. for $\frac{3}{4}$ " dia rivets.
 All connections to be standard.
 All parts to be riveted.
 Gusset plates in trusses to be $\frac{5}{16}$ " thick.
 Holes in purlins for nailing strips to be $\frac{1}{8}$ " x 4" o.c.



Col	1-10	11-12
Roof	32	
Balky	12x12" 4" Ties 8" oc	12x12" 4" Ties 8" oc
Wall	4V-1"	12x12" 4" Ties 8" oc
Beam	4V-1"	2-6" x 2-6" X1-6"
Ftg		5-2" eachway

• NING • MAYOR •
 • HIEF • ENGINEER •

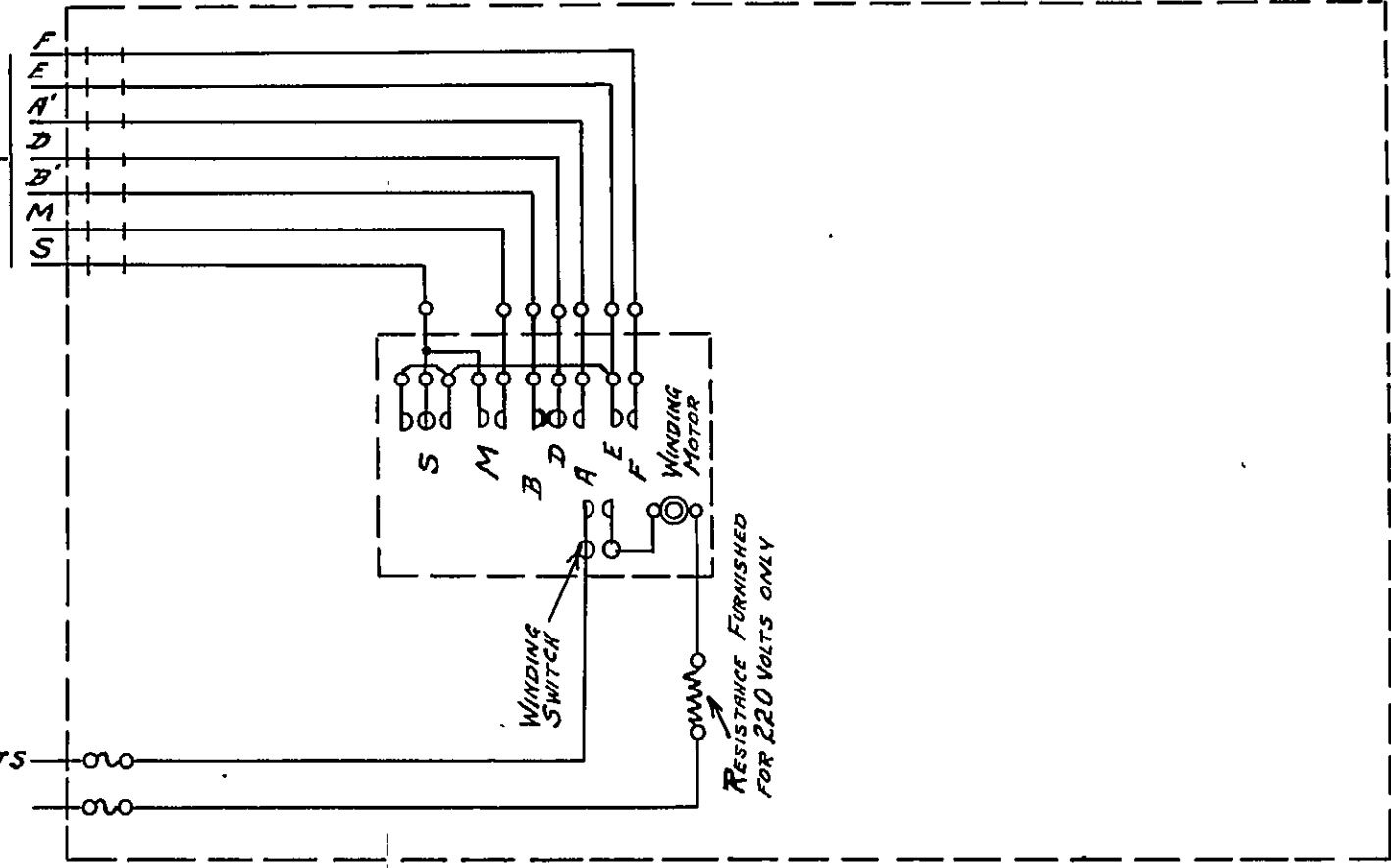
• PRES-BOARD OF SCHOOL COMM
 SUPERVISING ENGINEER
 HIEF ENGINEER • OF • BALTO.

COMB. NUM. 013672100015101001046 INCH

• HAMPDEN- WOOD BERRY • SCHOOL •
 THIRTY SIXTH • STREET • BALTIMORE MD •
 • FOR •
 • THE • MAYOR • AND • CITY • COUNCIL • OF •
 • BALTIMORE •
 • SCALE • $\frac{1}{8}$ " = 1'-0" •
 W • W • EMMART ARCHITECT
 HENRY MASSART CONSULTING ENGINEER

• FILE • N • 298	GYMNASIUM	SHEET N •	46
SET N •	BALCONY & ROOF FRAMING		

CONNECT TO SAME
TERMINALS ON
MASTER RELAY
CONTROL CABINET



110 OR 220 VOLTS
A.C. OR D.C.

WIRING CONNECTION DIAGRAM OF STYLE LM60TA
MOTOR WOUND WEIGHT DRIVEN MASTER CLOCK
WITHOUT PILOT CLOCK OR CONTROL SWITCHES.

CONTROL												INCH					
NUMERICAL	0	5	6	3	4	1	1	1	5	E	0	0	0	0	0	0	1

LANDIS PROGRAM CLOCK CO.
WAYNESBORO, PENNA.

D-518